



Certificate of Analysis

FOR COMPLIANCE

Laboratory Sample ID: AL50703001-003



Production Method: Cured

Batch#: 0212

Sample Size Received: 20 units

Total Amount: 4300 units

Retail Product Size: 3.5 gram

Retail Serving Size: 3.5 gram

Servings: 1

Sampled: 07/03/25 02:15 PM

Sampling Start: 02:15 PM

Sampling End: 02:35 PM

Sampling Method: SOP.T.20.010.NY

ReliefLeaf

License # : OCM-PROC-24-000029

833 Oak Hill Rd
Esperance, NY, 12066, US



PASSED

Pages 1 of 5

SAFETY RESULTS



Pesticides
PASSED



Heavy Metals
PASSED



Microbials
PASSED



Mycotoxins
PASSED



Residuals
Solvents
NOT TESTED



Filth
PASSED



Water Activity
PASSED



Moisture
PASSED

MISC.



Terpenes
PASSED



Cannabinoid

PASSED



Total THC

32.6388%

Total THC/Container : 1142.3585 mg



Total CBD

<0.1000

Total CBD/Container : 0.0000 mg



Total Cannabinoids

37.8278%

Total Cannabinoids/Container :
1323.9728 mg

	(6AR,9R) D10-THC	(6AR,9S) D10-THC	CBC	CBD	CBDA	CBDV	CBG	D8-THC	CBGA	CBN	D9-THC	THCA	THCV
%	<0.1000	<0.1000	<0.1000	<0.1000	<0.1000	<0.1000	<0.1000	<0.1000	1.0131	<0.1000	2.8648	33.9497	<0.1000
mg/unit	<3.500	<3.500	<3.500	<3.500	<3.500	<3.500	<3.500	<3.500	35.459	<3.500	100.268	1188.240	<3.500
LOQ	0.1000	0.1000	0.1000	0.1000	0.1000	0.1000	0.1000	0.1000	0.1000	0.1000	0.1000	0.1000	0.1000
%	%	%	%	%	%	%	%	%	%	%	%	%	%

Weight:
0.2178g

Analysis Method : SOP.T.30.031.NY, SOP.T.40.031.NY
Analyzed Date : 07/08/25 09:02:45

Label Claim

PASSED

This Kaycha Labs Certification shall not be reproduced, unless in its entirety, without written approval from Kaycha Labs. The results relate only to the material or product analyzed. ND=Not Detected, ppm=Parts Per Million, ppb=Parts Per Billion, RSD=Relative Standard Deviation. Limit of Detection (LOD) and Limit Of Quantitation (LOQ) are terms used to describe the smallest concentration that can be detected and reliably measured by an analytical procedure, respectively. Action Levels are State determined thresholds based on 9 New York Codes, Rules and Regulations (NYCRR) Part 130 and Cannabis Law. The Measurement of Uncertainty (MU) error is available from the lab upon request. The "Decision Rule" for pass/fail does not include the MU. Any calculated totals may contain rounding errors.

Erica Troy

Lab Director

NY Permit # OCM-CPL-2022-00006
ISO 17025 Accreditation # 97164



Signature
07/08/25



Certificate of Analysis

PASSED

ReliefLeaf

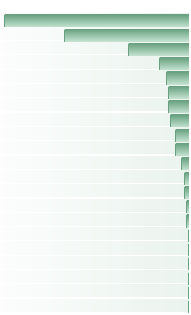
833 Oak Hill Rd
Esperance, NY, 12066, US
Telephone: (845) 702-6101
Email: info@headytrees.com
License # : OCM-PROC-24-000029

Sample : AL50703001-003

Batch# : 0212
Sampled : 07/03/25 02:15 PM

Sample Size Received : 20 units
Total Amount : 4300 units
Sampling Method : SOP.T.20.010.NY

Page 2 of 5

Terpenes					PASSED				
Terpenes	LOQ (%)	Pass/Fail	mg/unit	Result (%)	Terpenes	LOQ (%)	Pass/Fail	mg/unit	Result (%)
LIMONENE	0.00	PASS	32.550	0.9300					
BETA-CARYOPHYLLENE	0.00	PASS	22.050	0.6300		Weight: 1.023g			
ALPHA-HUMULENE	0.00	PASS	16.850	0.5100		Analysis Method : SOP.T.30.064.NY, SOP.T.40.064.NY			
ALPHA-BISABOLOL	0.00	PASS	5.250	0.1500		Analyzed Date : 07/07/25 09:21:40			
LINALOOL	0.00	PASS	4.200	0.1200					
BETA-MYRCENE	0.00	PASS	3.850	0.1100					
BETA-PINENE	0.00	PASS	3.850	0.1100					
FENCHYL ALCOHOL	0.00	PASS	3.150	0.0900					
ALPHA TERPINEOL	0.00	PASS	2.450	0.0700					
ALPHA-PINENE	0.00	PASS	2.450	0.0700					
GUAIOL	0.00	PASS	1.400	0.0400					
CARYOPHYLLENE OXIDE	0.00	PASS	1.050	0.0300					
VALENCENE	0.00	PASS	1.050	0.0300					
CAMPHERE	0.00	PASS	0.700	0.0200					
OCIMENE	0.00	PASS	0.700	0.0200					
TERPINOLENE	0.00	PASS	0.350	0.0100					
FARNESENE	0.10	PASS	<3.500	<0.1000					
ALPHA-PHELLANDRENE	0.00	PASS	<0.140	<0.0040					
GERANIOL	0.00	PASS	<0.140	<0.0040					
MENTHOL	0.00	PASS	<0.140	<0.0040					
ALPHA-TERPINENE	0.00	PASS	<0.140	<0.0040					
Total (%)			2.7400						

This Kaycha Labs Certification shall not be reproduced, unless in its entirety, without written approval from Kaycha Labs. The results relate only to the material or product analyzed. ND=Not Detected, ppm=Parts Per Million, ppb=Parts Per Billion, RSD=Relative Standard Deviation. Limit of Detection (LOD) and Limit Of Quantitation (LOQ) are terms used to describe the smallest concentration that can be detected and reliably measured by an analytical procedure, respectively. Action Levels are State determined thresholds based on 9 New York Codes, Rules and Regulations (NYCRR) Part 130 and Cannabis Law. The Measurement of Uncertainty (MU) error is available from the lab upon request. The "Decision Rule" for pass/fail does not include the MU. Any calculated totals may contain rounding errors.

Erica Troy
Lab Director

NY Permit # OCM-CPL-2022-00006
ISO 17025 Accreditation # 97164



Signature
07/08/25

Certificate of Analysis

PASSED

ReliefLeaf


833 Oak Hill Rd
Esperance, NY, 12066, US
Telephone: (845) 702-6101
Email: info@headytrees.com
License # : OCM-PROC-24-000029

Sample : AL50703001-003

Batch# : 0212
Sampled : 07/03/25 02:15 PM

Sample Size Received : 20 units
Total Amount : 4300 units
Sampling Method : SOP.T.20.010.NY

Page 3 of 5



Pesticides

PASSED

Pesticide	LOQ	Units	Action Level	Pass/Fail	Result	Pesticide	LOQ	Units	Action Level	Pass/Fail	Result
ACEQUINOXYL	0.1000	ppm	2	PASS	<0.1000	OXAMYL	0.1000	ppm	1	PASS	<0.1000
PRALLETHRIN	0.1000	ppm	0.2	PASS	<0.1000	PACLOBUTRAZOL	0.1000	ppm	0.4	PASS	<0.1000
PYRETHRINS, TOTAL	0.1000	ppm	1	PASS	<0.1000	PERMETHRIN	0.1000	ppm	0.2	PASS	<0.1000
AZADIRACTIN	0.1000	ppm	1	PASS	<0.1000	PHOSMET	0.1000	ppm	0.2	PASS	<0.1000
INDOLE-3-BUTYRIC ACID	0.1000	ppm	1	PASS	<0.1000	PROPICONAZOLE	0.1000	ppm	0.4	PASS	<0.1000
MYCLOBUTANIL	0.1000	ppm	0.2	PASS	<0.1000	PROPOXUR	0.1000	ppm	0.2	PASS	<0.1000
PIPERONYL BUTOXIDE	0.1000	ppm	2	PASS	<0.1000	PYRIDABEN	0.1000	ppm	0.2	PASS	<0.1000
ABAMECTIN B1A	0.1000	ppm	0.5	PASS	<0.1000	SPINETORAM, TOTAL	0.1000	ppm	1	PASS	<0.1000
ACEPHATE	0.1000	ppm	0.4	PASS	<0.1000	SPINOSAD, TOTAL	0.1000	ppm	0.2	PASS	<0.1000
ACETAMIPRID	0.1000	ppm	0.2	PASS	<0.1000	SPIROMESIFEN	0.1000	ppm	0.2	PASS	<0.1000
ALDICARB	0.1000	ppm	0.4	PASS	<0.1000	SPIROTETRAMAT	0.1000	ppm	0.2	PASS	<0.1000
AZOXYSTROBIN	0.1000	ppm	0.2	PASS	<0.1000	TEBUCONAZOLE	0.1000	ppm	0.2	PASS	<0.1000
CHLORMEQUAT CHLORIDE	0.1000	ppm	1	PASS	<0.1000	THIACLOPRID	0.1000	ppm	0.2	PASS	<0.1000
BIFENAZATE	0.1000	ppm	0.2	PASS	<0.1000	THIAMETHOXAM	0.1000	ppm	0.2	PASS	<0.1000
BIFENTHRIN	0.1000	ppm	0.2	PASS	<0.1000	TRIFLOXYSTROBIN	0.1000	ppm	0.2	PASS	<0.1000
CARBARYL	0.1000	ppm	0.2	PASS	<0.1000	CAPTAN *	0.1000	ppm	1	PASS	<0.1000
COUMAPHOS	0.1000	ppm	1	PASS	<0.1000	CHLORDANE *	0.1000	ppm	1	PASS	<0.1000
CHLORPYRIFOS	0.1000	ppm	0.2	PASS	<0.1000	CHLORFENAPYR *	0.1000	ppm	1	PASS	<0.1000
CARBOFURAN	0.1000	ppm	0.2	PASS	<0.1000	CYFLUTHRIN *	0.1000	ppm	1	PASS	<0.1000
DAMINOZIDE	0.1000	ppm	1	PASS	<0.1000	CYPERMETHRIN *	0.1000	ppm	1	PASS	<0.1000
BOSCALID	0.1000	ppm	0.4	PASS	<0.1000	METHYL PARATHION *	0.1000	ppm	0.2	PASS	<0.1000
DIAZINON	0.1000	ppm	0.2	PASS	<0.1000	MGK-264 *	0.1000	ppm	0.2	PASS	<0.1000
CLOFENTEZINE	0.1000	ppm	0.2	PASS	<0.1000	PENTACHLORONITROBENZENE *	0.1000	ppm	1	PASS	<0.1000
CHLORANTRANILIPROLE	0.1000	ppm	0.2	PASS	<0.1000						
DICHLORVOS	0.1000	ppm	1	PASS	<0.1000	Weight:					
DIMETHOATE	0.1000	ppm	0.2	PASS	<0.1000	0.9508g					
DIMETHOMORPH	0.1000	ppm	1	PASS	<0.1000	Analysis Method : SOP.T.40.104.NY, SOP.T30.104.NY and SOP.T.40.154.NY					
ETHOPROPHOS	0.1000	ppm	0.2	PASS	<0.1000	Analyzed Date : 07/07/25 10:46:24					
ETOFENPROX	0.1000	ppm	0.4	PASS	<0.1000						
ETOXAZOLE	0.1000	ppm	0.2	PASS	<0.1000	Weight:					
FENHEXAMID	0.1000	ppm	1	PASS	<0.1000	0.9508g					
FENOXICARB	0.1000	ppm	0.2	PASS	<0.1000	Analysis Method : SOP.T.40.154.NY					
FENPYROXIMATE	0.1000	ppm	0.4	PASS	<0.1000	Analyzed Date : 07/07/25 13:12:27					
FIPRONIL	0.1000	ppm	0.4	PASS	<0.1000						
FLONICAMID	0.1000	ppm	1	PASS	<0.1000						
FLUDIOXONIL	0.1000	ppm	0.4	PASS	<0.1000						
HEXYTHIAZOX	0.1000	ppm	1	PASS	<0.1000						
IMAZALIL	0.1000	ppm	0.2	PASS	<0.1000						
IMIDACLOPRID	0.1000	ppm	0.4	PASS	<0.1000						
KRESOXIM METHYL	0.1000	ppm	0.4	PASS	<0.1000						
MALATHION	0.1000	ppm	0.2	PASS	<0.1000						
METALAXYL	0.1000	ppm	0.2	PASS	<0.1000						
METHIOCARB	0.1000	ppm	0.2	PASS	<0.1000						
METHOMYL	0.1000	ppm	0.4	PASS	<0.1000						
MEVINPHOS	0.1000	ppm	1	PASS	<0.1000						
NALED	0.1000	ppm	0.5	PASS	<0.1000						

This Kaycha Labs Certification shall not be reproduced, unless in its entirety, without written approval from Kaycha Labs. The results relate only to the material or product analyzed. ND=Not Detected, ppm=Parts Per Million, ppb=Parts Per Billion, RSD=Relative Standard Deviation. Limit of Detection (LOD) and Limit Of Quantitation (LOQ) are terms used to describe the smallest concentration that can be detected and reliably measured by an analytical procedure, respectively. Action Levels are State determined thresholds based on 9 New York Codes, Rules and Regulations (NYCRR) Part 130 and Cannabis Law. The Measurement of Uncertainty (MU) error is available from the lab upon request. The "Decision Rule" for pass/fail does not include the MU. Any calculated totals may contain rounding errors.

Erica Troy
Lab Director

NY Permit # OCM-CPL-2022-00006
ISO 17025 Accreditation # 97164



Signature
07/08/25

Certificate of Analysis

PASSED

ReliefLeaf



833 Oak Hill Rd
Esperance, NY, 12066, US
Telephone: (845) 702-6101
Email: info@headytreetree.com
License # : OCM-PROC-24-000029


Sample : AL50703001-003

Batch# : 0212
Sampled : 07/03/25 02:15 PM

Sample Size Received : 20 units
Total Amount : 4300 units
Sampling Method : SOP.T.20.010.NY

Page 4 of 5

 Microbial PASSED							 Mycotoxins PASSED						
Analyte	LOQ	Units	Result	Pass / Fail	Action Level		Analyte	LOQ	Units	Result	Pass / Fail	Action Level	
TOTAL AEROBIC BACTERIA	100	CFU/g	2000	TESTED			AFLATOXIN G2	0.0100	ppm	<0.0100	PASS	0.02	
TOTAL YEAST AND MOLD	100	CFU/g	<100	TESTED			AFLATOXIN G1	0.0100	ppm	<0.0100	PASS	0.02	
ESCHERICHIA COLI SHIGELLA SPP	1		Not Present	PASS			AFLATOXIN B2	0.0100	ppm	<0.0100	PASS	0.02	
SALMONELLA SPECIES	1		Not Present	PASS			AFLATOXIN B1	0.0100	ppm	<0.0100	PASS	0.02	
ASPERGILLUS TERREUS	1		Not Present	PASS			OCHRATOXIN A+	0.0100	ppm	<0.0100	PASS	0.02	
ASPERGILLUS NIGER	1		Not Present	PASS			TOTAL AFLATOXINS (B1, B2, G1, G2)	0.0100	ppm	<0.0100	PASS	0.02	
ASPERGILLUS FLAVUS	1		Not Present	PASS			Weight:						
ASPERGILLUS FUMIGATUS	1		Not Present	PASS			0.9508g						
Weight:							Analysis Method :	SOP.T.30.104.NY, SOP.T.40.104.NY					
0.8842g							Analyzed Date :	07/07/25 11:02:39					
Analysis Method :	SOP.T.40.058A.NY, SOP.T.40.058B.NY, SOP.T.40.056C, SOP.T.40.209.NY												
Analyzed Date :	07/07/25 10:09:34												

 Heavy Metals PASSED						
Metal	LOQ	Units	Result	Pass / Fail	Action Level	
ANTIMONY	0.1000	ug/g	<0.1000	PASS	2	
ARSENIC	0.1000	ug/g	<0.1000	PASS	0.2	
CADMIUM	0.1000	ug/g	<0.1000	PASS	0.2	
CHROMIUM	1.0000	ug/g	<1.0000	PASS	110	
COPPER	1.0000	ug/g	6.0742	PASS	30	
LEAD	0.1000	ug/g	<0.1000	PASS	0.5	
MERCURY	0.0100	ug/g	<0.0100	PASS	0.1	
NICKEL	0.1000	ug/g	0.5026	PASS	5	
Weight:						
0.5045g						
Analysis Method :	SOP.T.30.084.NY, SOP.T.40.084.NY					
Analyzed Date :	07/07/25 10:12:26					



Certificate of Analysis

PASSED

ReliefLeaf

833 Oak Hill Rd
Esperance, NY, 12066, US
Telephone: (845) 702-6101
Email: info@headytree.com
License # : OCM-PROC-24-000029

Sample : AL50703001-003

Batch# : 0212
Sampled : 07/03/25 02:15 PM
Sample Size Received : 20 units
Total Amount : 4300 units
Sampling Method : SOP.T.20.010.NY

Page 5 of 5



Filth/Foreign Material

PASSED



Moisture

PASSED

Analyte	LOQ	Units	Result	P/F	Action Level
Stems (>3mm)	1.00	%	ND	PASS	5
Foreign Matter	0.10	%	ND	PASS	2
Mammalian excreta	0.10	mg	ND	PASS	1

Weight:
29.6212g

Analysis Method : SOP.T.40.090
Analyzed Date : 07/03/25 09:43:43

Analyte	LOQ	Units	Result	P/F	Action Level
Moisture Content	1.0	%	9.6	PASS	15

Weight:

1.031g

Analysis Method : SOP.T.40.021
Analyzed Date : 07/03/25 13:11:00



Water Activity

PASSED

Analyte	LOQ	Units	Result	P/F	Action Level
Water Activity	0.10	aw	0.57	PASS	0.65

Weight:
0.3808g

Analysis Method : SOP.T.40.019
Analyzed Date : 07/03/25 14:45:37

This Kaycha Labs Certification shall not be reproduced, unless in its entirety, without written approval from Kaycha Labs. The results relate only to the material or product analyzed. ND=Not Detected, ppm=Parts Per Million, ppb=Parts Per Billion, RSD=Relative Standard Deviation. Limit of Detection (LOD) and Limit Of Quantitation (LOQ) are terms used to describe the smallest concentration that can be detected and reliably measured by an analytical procedure, respectively. Action Levels are State determined thresholds based on 9 New York Codes, Rules and Regulations (NYCRR) Part 130 and Cannabis Law. The Measurement of Uncertainty (MU) error is available from the lab upon request. The "Decision Rule" for pass/fail does not include the MU. Any calculated totals may contain rounding errors.

Erica Troy
Lab Director

NY Permit # OCM-CPL-2022-00006
ISO 17025 Accreditation # 97164



Signature
07/08/25