




Certificate of Analysis

FOR COMPLIANCE

PASSED



Batch #: DANK-24025-SOG
Harvest Date: 08/18/25
Production Method: Cured
Total Amount: 3000 units
Retail Product Size: 1.25 gram
Retail Serving Size: 1.25
Servings: 1
Seed To Sale #: na

Lab ID: AL50819003-004
Ordered: 08/18/25
Sampled Date: 08/19/25
Sample Collection Time: 04:45 PM
Sampling End: 06:00 PM
Sample Size: 13 units
Completed: 08/22/25

HPI Canna Inc

886 Noxon Road
Poughkeepsie, NY, 12603, US
www.hempproductions.com
License # : OCM-PROC-24-000237



SAFETY RESULTS

MISC.


Pesticide
PASSED


Heavy Metals
PASSED



Microbial
PASSED


Mycotoxins
PASSED


Solvents
NOT TESTED


Filtration/Foreign
Material
NOT TESTED


Water Activity
PASSED


Moisture
Content
PASSED


Vitamin E
NOT TESTED


Terpenes
PASSED



Cannabinoid

PASSED



Total THC
27.8703%
Total THC/Container : 348.3784 mg



Total CBD
<0.1
Total CBD/Container : 0



Total Cannabinoids
31.7690%
Total Cannabinoids/Container :
397.1125 mg

| | (6AR,9R) D10-THC | (6AR,9S) D10-THC | CBC | CBD | CBDA | CBDV | CBG | D8-THC | CBGA | CBN | D9-THC | THCA | THCV |
|-----------|---------------------|---------------------|-------|-------|-------|-------|--------|--------|--------|-------|---------|----------|-------|
| % | <0.1 | <0.1 | <0.1 | <0.1 | <0.1 | <0.1 | 0.1640 | <0.1 | 0.3545 | <0.1 | 3.7693 | 27.4811 | <0.1 |
| mg/unit | <1.25 | <1.25 | <1.25 | <1.25 | <1.25 | <1.25 | 2.0502 | <1.25 | 4.4317 | <1.25 | 47.1165 | 343.5142 | <1.25 |
| LOD | | | | | | | | | | | | | |
| LOQ | 0.1 | 0.1 | 0.1 | 0.1 | 0.1 | 0.1 | 0.1 | 0.1 | 0.1 | 0.1 | 0.1 | 0.1 | 0.1 |
| Qualifier | % | % | % | % | % | % | % | % | % | % | % | % | % |

Weight:
0.2038g

Analysis Method : SOP.T.30.031.NY, SOP.T.40.031.NY
Analyzed Date : 08/22/25 10:47:03

This Kaycha Labs Certification shall not be reproduced, unless in its entirety, without written approval from Kaycha Labs. The results relate only to the material or product analyzed. ND=Not Detected, ppm=Parts Per Million, ppb=Parts Per Billion, RSD=Relative Standard Deviation. Limit of Detection (LOD) and Limit Of Quantitation (LOQ) are terms used to describe the smallest concentration that can be detected and reliably measured by an analytical procedure, respectively. Action Levels are State determined thresholds based on 9 New York Codes, Rules and Regulations (NYCRR) Part 130 and Cannabis Law. The Measurement of Uncertainty (MU) error is available from the lab upon request. The "Decision Rule" for pass/fail does not include the MU. Any calculated totals may contain rounding errors.

Erica Troy
Lab Director

State License # OCM-
CPL-2022-00006
ISO 17025 Accreditation #
97164



Signature
08/22/25



Certificate of Analysis

HPI Canna Inc
886 Noxon Road
Poughkeepsie, NY, 12603, US
www.hempproductions.com
License #: OCM-PROC-24-000237

Sample: AL50819003-004
Batch #: DANK-24025-SOG
Seed to sale: na

Ordered: 08/18/25
Sampled: 08/19/25
Completed: 08/22/25

PASSED



Label Claim Verification

PASSED

| ANALYTES | UNIT | LOD | LOQ | LIMIT | PASS/FAIL | RESULT | QUALIFIER |
|----------|------|-----|-----|-------|-----------|--------|-----------|
|----------|------|-----|-----|-------|-----------|--------|-----------|

Weight:

Analysis Method : N/A
Analyzed Date : 08/22/25 10:50:29



Terpenes

PASSED

| ANALYTES | LOD | LOQ | LIMIT | PASS/FAIL | RESULT (%) | (MG/UNIT) | QUALIFIER |
|---------------------|-----|-------|-------|-----------|------------|-----------|-----------|
| TOTAL TERPENES | -1 | 0.1 | 10 | PASS | 0.9400 | 11.7500 | |
| BETA-CARYOPHYLLENE | -1 | 0.004 | 10 | PASS | 0.4900 | 6.1250 | |
| ALPHA-HUMULENE | -1 | 0.004 | 10 | PASS | 0.1700 | 2.1250 | |
| LIMONENE | -1 | 0.004 | 10 | PASS | 0.0900 | 1.1250 | |
| ALPHA-BISABOLOL | -1 | 0.004 | 10 | PASS | 0.0700 | 0.8750 | |
| FENCHYL ALCOHOL | -1 | 0.004 | 10 | PASS | 0.0300 | 0.3750 | |
| BETA-MYRCENE | -1 | 0.004 | 10 | PASS | 0.0300 | 0.3750 | |
| ALPHA TERPINEOL | -1 | 0.004 | 10 | PASS | 0.0200 | 0.2500 | |
| VALENCENE | -1 | 0.004 | 10 | PASS | 0.0200 | 0.2500 | |
| CARYOPHYLLENE OXIDE | -1 | 0.004 | 10 | PASS | 0.0100 | 0.1250 | |
| BETA-PINENE | -1 | 0.004 | 10 | PASS | 0.0100 | 0.1250 | |
| CAMPHENE | -1 | 0.004 | 10 | PASS | <0.004 | <0.05 | |
| FARNESENE | -1 | 0.1 | 10 | PASS | <0.1 | <1.25 | |
| GERANIOL | -1 | 0.004 | 10 | PASS | <0.004 | <0.05 | |
| GUAJOL | -1 | 0.004 | 10 | PASS | <0.004 | <0.05 | |
| LINALOOL | -1 | 0.004 | 10 | PASS | <0.004 | <0.05 | |
| MENTHOL | -1 | 0.004 | 10 | PASS | <0.004 | <0.05 | |
| OCIMENE | -1 | 0.004 | 10 | PASS | <0.004 | <0.05 | |
| TERPINOLENE | -1 | 0.004 | 10 | PASS | <0.004 | <0.05 | |
| ALPHA-PHELLANDRENE | -1 | 0.004 | 10 | PASS | <0.004 | <0.05 | |
| ALPHA-PINENE | -1 | 0.004 | 10 | PASS | <0.004 | <0.05 | |
| ALPHA-TERPINENE | -1 | 0.004 | 10 | PASS | <0.004 | <0.05 | |

Weight:
1.028g

Analysis Method : SOP.T.30.064.NY, SOP.T.40.064.NY
Analyzed Date : 08/20/25 08:41:17



Pesticide

PASSED

| ANALYTES | UNIT | LOD | LOQ | LIMIT | PASS/FAIL | RESULT | QUALIFIER |
|-----------------------|------|-----|-----|-------|-----------|--------|-----------|
| PRALLETHRIN | ppm | -1 | 0.1 | 0.2 | PASS | <0.1 | |
| ACEQUINOCYL | ppm | -1 | 0.1 | 2 | PASS | <0.1 | |
| PYRETHRINS, TOTAL | ppm | -1 | 0.1 | 1 | PASS | <0.1 | |
| AZADIRACTIN | ppm | -1 | 0.1 | 1 | PASS | <0.1 | |
| INDOLE-3-BUTYRIC ACID | ppm | -1 | 0.1 | 1 | PASS | <0.1 | |
| MYCLOBUTANIL | ppm | -1 | 0.1 | 0.2 | PASS | <0.1 | |
| PIPERONYL BUTOXIDE | ppm | -1 | 0.1 | 2 | PASS | <0.1 | |
| ABAMECTIN B1A | ppm | -1 | 0.1 | 0.5 | PASS | <0.1 | |
| ACEPHATE | ppm | -1 | 0.1 | 0.4 | PASS | <0.1 | |
| ACETAMIPRID | ppm | -1 | 0.1 | 0.2 | PASS | <0.1 | |
| ALDICARB | ppm | -1 | 0.1 | 0.4 | PASS | <0.1 | |
| AZOXYSTROBIN | ppm | -1 | 0.1 | 0.2 | PASS | <0.1 | |

This Kaycha Labs Certification shall not be reproduced, unless in its entirety, without written approval from Kaycha Labs. The results relate only to the material or product analyzed. ND=Not Detected, ppm=Parts Per Million, ppb=Parts Per Billion, RSD=Relative Standard Deviation. Limit of Detection (LOD) and Limit Of Quantitation (LOQ) are terms used to describe the smallest concentration that can be detected and reliably measured by an analytical procedure, respectively. Action Levels are State determined thresholds based on 9 New York Codes, Rules and Regulations (NYCRR) Part 130 and Cannabis Law. The Measurement of Uncertainty (MU) error is available from the lab upon request. The "Decision Rule" for pass/fail does not include the MU. Any calculated totals may contain rounding errors.

Erica Troy
Lab Director

State License # OCM-CPL-2022-00006
ISO 17025 Accreditation # 97164



Signature
08/22/25



Certificate of Analysis

HPI Canna Inc

886 Noxon Road
Poughkeepsie, NY, 12603, US
www.hempproductions.com
License #: OCM-PROC-24-000237

Sample: AL50819003-004

Batch #: DANK-24025-SOG
Seed to sale: na

Ordered: 08/18/25
Sampled: 08/19/25
Completed: 08/22/25

PASSED



Pesticide

PASSED

| ANALYTES | UNIT | LOD | LOQ | LIMIT | PASS/FAIL | RESULT | QUALIFIER |
|----------------------|------|-----|-----|-------|-----------|--------|-----------|
| CHLORMEQUAT CHLORIDE | ppm | -1 | 0.1 | 1 | PASS | <0.1 | |
| BIFENAZATE | ppm | -1 | 0.1 | 0.2 | PASS | <0.1 | |
| BIFENTHRIN | ppm | -1 | 0.1 | 0.2 | PASS | <0.1 | |
| CARBARYL | ppm | -1 | 0.1 | 0.2 | PASS | <0.1 | |
| CHLORPYRIFOS | ppm | -1 | 0.1 | 0.2 | PASS | <0.1 | |
| COUMAPHOS | ppm | -1 | 0.1 | 1 | PASS | <0.1 | |
| DAMINOZIDE | ppm | -1 | 0.1 | 1 | PASS | <0.1 | |
| CARBOFURAN | ppm | -1 | 0.1 | 0.2 | PASS | <0.1 | |
| BOSCALID | ppm | -1 | 0.1 | 0.4 | PASS | <0.1 | |
| CHLORANTRANILIPROLE | ppm | -1 | 0.1 | 0.2 | PASS | <0.1 | |
| DIAZINON | ppm | -1 | 0.1 | 0.2 | PASS | <0.1 | |
| CLOFENTEZINE | ppm | -1 | 0.1 | 0.2 | PASS | <0.1 | |
| DICHLORVOS | ppm | -1 | 0.1 | 1 | PASS | <0.1 | |
| DIMETHOATE | ppm | -1 | 0.1 | 0.2 | PASS | <0.1 | |
| DIMETHOMORPH | ppm | -1 | 0.1 | 1 | PASS | <0.1 | |
| ETHOPROPHOS | ppm | -1 | 0.1 | 0.2 | PASS | <0.1 | |
| ETOFENPROX | ppm | -1 | 0.1 | 0.4 | PASS | <0.1 | |
| ETOXAZOLE | ppm | -1 | 0.1 | 0.2 | PASS | <0.1 | |
| FENHEXAMID | ppm | -1 | 0.1 | 1 | PASS | <0.1 | |
| FENOXYCARB | ppm | -1 | 0.1 | 0.2 | PASS | <0.1 | |
| FENPYROXIMATE | ppm | -1 | 0.1 | 0.4 | PASS | <0.1 | |
| FIPRONIL | ppm | -1 | 0.1 | 0.4 | PASS | <0.1 | |
| FLONICAMID | ppm | -1 | 0.1 | 1 | PASS | <0.1 | |
| FLUDIOXONIL | ppm | -1 | 0.1 | 0.4 | PASS | <0.1 | |
| HEXYTHIAZOX | ppm | -1 | 0.1 | 1 | PASS | <0.1 | |
| IMAZALIL | ppm | -1 | 0.1 | 0.2 | PASS | <0.1 | |
| IMIDACLOPRID | ppm | -1 | 0.1 | 0.4 | PASS | <0.1 | |
| KRESOXIM METHYL | ppm | -1 | 0.1 | 0.4 | PASS | <0.1 | |
| MALATHION | ppm | -1 | 0.1 | 0.2 | PASS | <0.1 | |
| METALAXYL | ppm | -1 | 0.1 | 0.2 | PASS | <0.1 | |
| METHIOCARB | ppm | -1 | 0.1 | 0.2 | PASS | <0.1 | |
| METHOMYL | ppm | -1 | 0.1 | 0.4 | PASS | <0.1 | |
| MEVINPHOS | ppm | -1 | 0.1 | 1 | PASS | <0.1 | |
| NALED | ppm | -1 | 0.1 | 0.5 | PASS | <0.1 | |
| OXAMYL | ppm | -1 | 0.1 | 1 | PASS | <0.1 | |
| PACLOBUTRAZOL | ppm | -1 | 0.1 | 0.4 | PASS | <0.1 | |
| PERMETHRIN | ppm | -1 | 0.1 | 0.2 | PASS | <0.1 | |
| PHOSMET | ppm | -1 | 0.1 | 0.2 | PASS | <0.1 | |
| PROPICONAZOLE | ppm | -1 | 0.1 | 0.4 | PASS | <0.1 | |
| PROPOXUR | ppm | -1 | 0.1 | 0.2 | PASS | <0.1 | |
| PYRIDABEN | ppm | -1 | 0.1 | 0.2 | PASS | <0.1 | |
| SPINETORAM, TOTAL | ppm | -1 | 0.1 | 1 | PASS | <0.1 | |
| SPINOSAD, TOTAL | ppm | -1 | 0.1 | 0.2 | PASS | <0.1 | |
| SPIROMESIFEN | ppm | -1 | 0.1 | 0.2 | PASS | <0.1 | |
| SPIROTETRAMAT | ppm | -1 | 0.1 | 0.2 | PASS | <0.1 | |
| SPIROXAMINE | ppm | -1 | 0.1 | 0.2 | PASS | <0.1 | |
| TEBUCONAZOLE | ppm | -1 | 0.1 | 0.4 | PASS | <0.1 | |
| THIACLOPRID | ppm | -1 | 0.1 | 0.2 | PASS | <0.1 | |
| THIAMETHOXAM | ppm | -1 | 0.1 | 0.2 | PASS | <0.1 | |
| TRIFLOXYSTROBIN | ppm | -1 | 0.1 | 0.2 | PASS | <0.1 | |
| CAPTAN | ppm | -1 | 0.1 | 1 | PASS | <0.1 | |
| CHLORDANE | ppm | -1 | 0.1 | 1 | PASS | <0.1 | |
| CHLORFENAPYR | ppm | -1 | 0.1 | 1 | PASS | <0.1 | |
| CYFLUTHRIN | ppm | -1 | 0.1 | 1 | PASS | <0.1 | |
| CYPERMETHRIN | ppm | -1 | 0.1 | 1 | PASS | <0.1 | |

This Kaycha Labs Certification shall not be reproduced, unless in its entirety, without written approval from Kaycha Labs. The results relate only to the material or product analyzed. ND=Not Detected, ppm=Parts Per Million, ppb=Parts Per Billion, RSD=Relative Standard Deviation. Limit of Detection (LOD) and Limit Of Quantitation (LOQ) are terms used to describe the smallest concentration that can be detected and reliably measured by an analytical procedure, respectively. Action Levels are State determined thresholds based on 9 New York Codes, Rules and Regulations (NYCRR) Part 130 and Cannabis Law. The Measurement of Uncertainty (MU) error is available from the lab upon request. The "Decision Rule" for pass/fail does not include the MU. Any calculated totals may contain rounding errors.

Erica Troy
Lab Director



State License # OCM-
CPL-2022-00006
ISO 17025 Accreditation #
97164

Signature
08/22/25



Certificate of Analysis

HPI Canna Inc
886 Noxon Road
Poughkeepsie, NY, 12603, US
www.hempproductions.com
License #: OCM-PROC-24-000237

Sample: AL50819003-004
Batch #: DANK-24025-SOG
Seed to sale: na

Ordered: 08/18/25
Sampled: 08/19/25
Completed: 08/22/25

PASSED



Pesticide

PASSED

| ANALYTES | UNIT | LOD | LOQ | LIMIT | PASS/FAIL | RESULT | QUALIFIER |
|-------------------------|------|-----|-----|-------|-----------|--------|-----------|
| METHYL PARATHION | ppm | -1 | 0.1 | 0.2 | PASS | <0.1 | |
| MGK-264 | ppm | -1 | 0.1 | 0.2 | PASS | <0.1 | |
| PENTACHLORONITROBENZENE | ppm | -1 | 0.1 | 1 | PASS | <0.1 | |

Weight:
0.9254g

Analysis Method : SOP.T.40.104.NY, SOP.T30.104.NY and SOP.T.40.154.NY
Analyzed Date : 08/20/25 11:06:36

Weight:
0.9254g

Analysis Method : SOP.T.40.154.NY
Analyzed Date : 08/20/25 13:20:01




Microbial

PASSED

| ANALYTES | UNIT | LOD | LOQ | LIMIT | PASS/FAIL | RESULT | QUALIFIER |
|--------------------------------|-------|-----|-----|-------|-----------|-------------|-----------|
| TOTAL AEROBIC BACTERIA | CFU/g | -1 | 100 | | TESTED | 4400.0000 | |
| TOTAL YEAST AND MOLD | CFU/g | -1 | 100 | | TESTED | 1500.0000 | |
| ESCHERICHIA COLI/SHIGELLA SPP. | | 1 | 1 | 1 | PASS | Not Present | |
| SALMONELLA SPECIES | | 1 | 1 | 1 | PASS | Not Present | |
| ASPERGILLUS TERREUS | | 1 | 1 | 1 | PASS | Not Present | |
| ASPERGILLUS NIGER | | 1 | 1 | 1 | PASS | Not Present | |
| ASPERGILLUS FLAVUS | | 1 | 1 | 1 | PASS | Not Present | |
| ASPERGILLUS FUMIGATUS | | 1 | 1 | 1 | PASS | Not Present | |

Weight:
0.88g

Analysis Method : SOP.T.40.058A.NY, SOP.T.40.058B.NY, SOP.T.40.056C, SOP.T.40.209.NY
Analyzed Date : 08/22/25 09:53:48



Mycotoxins

PASSED

| ANALYTES | UNIT | LOD | LOQ | LIMIT | PASS/FAIL | RESULT | QUALIFIER |
|-----------------------------------|------|-----|------|-------|-----------|--------|-----------|
| TOTAL AFLATOXINS (B1, B2, G1, G2) | ppm | -1 | 0.01 | 0.02 | PASS | <0.01 | |
| AFLATOXIN G2 | ppm | -1 | 0.01 | 0.02 | PASS | <0.01 | |
| AFLATOXIN G1 | ppm | -1 | 0.01 | 0.02 | PASS | <0.01 | |
| AFLATOXIN B2 | ppm | -1 | 0.01 | 0.02 | PASS | <0.01 | |
| AFLATOXIN B1 | ppm | -1 | 0.01 | 0.02 | PASS | <0.01 | |
| OCHRATOXIN A+ | ppm | -1 | 0.01 | 0.02 | PASS | <0.01 | |

Weight:
0.9254g

Analysis Method : SOP.T.30.104.NY, SOP.T.40.104.NY
Analyzed Date : 08/20/25 11:10:05

This Kaycha Labs Certification shall not be reproduced, unless in its entirety, without written approval from Kaycha Labs. The results relate only to the material or product analyzed. ND=Not Detected, ppm=Parts Per Million, ppb=Parts Per Billion, RSD=Relative Standard Deviation. Limit of Detection (LOD) and Limit Of Quantitation (LOQ) are terms used to describe the smallest concentration that can be detected and reliably measured by an analytical procedure, respectively. Action Levels are State determined thresholds based on 9 New York Codes, Rules and Regulations (NYCRR) Part 130 and Cannabis Law. The Measurement of Uncertainty (MU) error is available from the lab upon request. The "Decision Rule" for pass/fail does not include the MU. Any calculated totals may contain rounding errors.

Erica Troy
Lab Director

State License # OCM-
CPL-2022-00006
ISO 17025 Accreditation #
97164



Signature
08/22/25



Certificate of Analysis

HPI Canna Inc
886 Noxon Road
Poughkeepsie, NY, 12603, US
www.hempproductions.com
License #: OCM-PROC-24-000237

Sample: AL50819003-004
Batch #: DANK-24025-SOG
Seed to sale: na

Ordered: 08/18/25
Sampled: 08/19/25
Completed: 08/22/25

PASSED



Water Activity

PASSED

| ANALYTES | UNIT | LOD | LOQ | LIMIT | PASS/FAIL | RESULT | QUALIFIER |
|----------------|------|-----|-----|-------|-----------|--------|-----------|
| WATER ACTIVITY | aw | 0.1 | 0.1 | 0.65 | PASS | 0.45 | |

Weight:
3.658g
Analysis Method : SOP.T.40.019
Analyzed Date : 08/19/25 16:22:34




Moisture Content

PASSED

| ANALYTES | UNIT | LOD | LOQ | LIMIT | PASS/FAIL | RESULT | QUALIFIER |
|------------------|------|-----|-----|-------|-----------|--------|-----------|
| MOISTURE CONTENT | % | 1 | 1 | 15 | PASS | 8.2 | |

Weight:
1.166g
Analysis Method : SOP.T.40.021
Analyzed Date : 08/19/25 16:21:40



Heavy Metals

PASSED

| ANALYTES | UNIT | LOD | LOQ | LIMIT | PASS/FAIL | RESULT | QUALIFIER |
|----------|------|-----|------|-------|-----------|--------|-----------|
| ANTIMONY | ug/g | -1 | 0.1 | 2 | PASS | <0.1 | |
| ARSENIC | ug/g | -1 | 0.1 | 0.2 | PASS | <0.1 | |
| CADMIUM | ug/g | -1 | 0.1 | 0.2 | PASS | <0.1 | |
| CHROMIUM | ug/g | -1 | 1 | 110 | PASS | <1 | |
| COPPER | ug/g | -1 | 1 | 30 | PASS | 5.0587 | |
| LEAD | ug/g | -1 | 0.1 | 0.5 | PASS | <0.1 | |
| MERCURY | ug/g | -1 | 0.01 | 0.1 | PASS | <0.01 | |
| NICKEL | ug/g | -1 | 0.1 | 5 | PASS | 0.4136 | |

Weight:
0.5119g
Analysis Method : SOP.T.30.084.NY, SOP.T.40.084.NY
Analyzed Date : 08/20/25 09:43:23

This Kaycha Labs Certification shall not be reproduced, unless in its entirety, without written approval from Kaycha Labs. The results relate only to the material or product analyzed. ND=Not Detected, ppm=Parts Per Million, ppb=Parts Per Billion, RSD=Relative Standard Deviation. Limit of Detection (LOD) and Limit Of Quantitation (LOQ) are terms used to describe the smallest concentration that can be detected and reliably measured by an analytical procedure, respectively. Action Levels are State determined thresholds based on 9 New York Codes, Rules and Regulations (NYCRR) Part 130 and Cannabis Law. The Measurement of Uncertainty (MU) error is available from the lab upon request. The "Decision Rule" for pass/fail does not include the MU. Any calculated totals may contain rounding errors.

Erica Troy
Lab Director



State License # OCM-CPL-2022-00006
ISO 17025 Accreditation # 97164

Signature
08/22/25