

# Certificate of Analysis

## FOR COMPLIANCE

Laboratory Sample ID: AL50613001-011



**Production Method:** Dry Sift  
**Harvest/Lot ID:** ENPRG-06122025-002  
**Batch#:** ENPRG-06122025-002  
**Seed to Sale#:** Yes  
**Sample Size Received:** 8 units  
**Total Amount:** 1200 units  
**Retail Product Size:** 3.5 gram  
**Retail Serving Size:** 3.5 gram  
**Servings:** 1  
**Sampled:** 06/12/25 02:20 PM  
**Sampling Start:** 02:20 PM  
**Sampling End:** 03:20 PM  
**Sampling Method:** SOP.T.20.010.NY

basin mixtures inc  
License # : OCM-PROC-24-000034  
6309 mill lane  
Brooklyn, NY, 11234, US

**PASSED**

Pages 1 of 5

### SAFETY RESULTS



Pesticides  
**PASSED**



Heavy Metals  
**PASSED**



Microbials  
**PASSED**



Mycotoxins  
**PASSED**



Residuals  
Solvents  
**NOT TESTED**



Filtration  
**PASSED**



Water Activity  
**PASSED**



Moisture  
**PASSED**

### MISC.



Terpenes  
**PASSED**



### Cannabinoid

**PASSED**



**Total THC**  
**30.1941%**  
Total THC/Container : 1056.7935 mg



**Total CBD**  
**<0.1000**  
Total CBD/Container : 0.0000 mg



**Total Cannabinoids**  
**34.5704%**  
Total Cannabinoids/Container : 1209.9640 mg

	(6AR,9R) D10-THC	(6AR,9S) D10-THC	CBC	CBD	CBDA	CBDV	CBG	DB-THC	CBGA	CBN	D9-THC	THCA	THCV
%	<0.1000	<0.1000	<0.1000	<0.1000	<0.1000	<0.1000	<0.1000	<0.1000	0.4343	<0.1000	2.0879	32.0482	<0.1000
mg/unit	<3.500	<3.500	<3.500	<3.500	<3.500	<3.500	<3.500	<3.500	15.201	<3.500	73.077	1121.687	<3.500
LOQ	0.1000	0.1000	0.1000	0.1000	0.1000	0.1000	0.1000	0.1000	0.1000	0.1000	0.1000	0.1000	0.1000
	%	%	%	%	%	%	%	%	%	%	%	%	%

Weight:  
0.1785g

Analysis Method : SOP.T.30.031.NY, SOP.T.40.031.NY  
Analyzed Date : 06/15/25 08:14:16

Label Claim

**PASSED**

This Kaycha Labs Certification shall not be reproduced, unless in its entirety, without written approval from Kaycha Labs. The results relate only to the material or product analyzed. ND=Not Detected, ppm=Parts Per Million, ppb=Parts Per Billion, RSD=Relative Standard Deviation. Limit of Detection (LOD) and Limit Of Quantitation (LOQ) are terms used to describe the smallest concentration that can be detected and reliably measured by an analytical procedure, respectively. Action Levels are State determined thresholds based on 9 New York Codes, Rules and Regulations (NYCRR) Part 130 and Cannabis Law. The Measurement of Uncertainty (MU) error is available from the lab upon request. The "Decision Rule" for pass/fail does not include the MU. Any calculated totals may contain rounding errors.

**Erica Troy**  
Lab Director

NY Permit # OCM-CPL-2022-00006  
ISO 17025 Accreditation # 97164



Signature  
06/19/25



1 Winners Circle  
Albany, NY, 12205, US  
(833) 465-8378

Kaycha Labs



PURPLE RIDDLE GELATO  
PURPLE RIDDLE GELATO  
Matrix : Flower  
Type: Flower - Cured

# Certificate of Analysis

**PASSED**

basin mixtures inc

6309 mill lane  
Brooklyn, NY, 11234, US  
Telephone: 7184444749  
Email: craig@basinmixtures.com  
License # : OCM-PROC-24-000034

Sample : AL50613001-011

Harvest/Lot ID: ENPRG-06122025-002

Batch # :  
ENPRG-06122025-002

Sample Size Received : 8 units

Total Amount : 1200 units

Sampled : 06/12/25 02:20 PM

Sampling Method : SOP.T.20.010.NY

Page 2 of 5



## Terpenes

**PASSED**

Terpenes	LOQ (%)	Pass/Fail	mg/unit	Result (%)
LIMONENE	0.00	PASS	30.450	0.8700
LINALOOL	0.00	PASS	12.950	0.3700
BETA-CARYOPHYLLENE	0.00	PASS	9.450	0.2700
BETA-MYRCENE	0.00	PASS	7.350	0.2100
OCIMENE	0.00	PASS	6.300	0.1800
FENCHYL ALCOHOL	0.00	PASS	4.550	0.1300
ALPHA TERPINEOL	0.00	PASS	4.200	0.1200
BETA-PINENE	0.00	PASS	3.850	0.1100
ALPHA-HUMULENE	0.00	PASS	3.150	0.0900
ALPHA-PINENE	0.00	PASS	2.450	0.0700
CAMPHENE	0.00	PASS	0.700	0.0200
GERANIOL	0.00	PASS	0.700	0.0200
VALENCENE	0.00	PASS	0.700	0.0200
CARYOPHYLLENE OXIDE	0.00	PASS	0.350	0.0100
TERPINOLENE	0.00	PASS	0.350	0.0100
ALPHA-BISABOLOL	0.00	PASS	0.350	0.0100
FARNESENE	0.10	PASS	<3.500	<0.1000
ALPHA-PHELLANDRENE	0.00	PASS	<0.140	<0.0040
GUAIOL	0.00	PASS	<0.140	<0.0040
MENTHOL	0.00	PASS	<0.140	<0.0040
ALPHA-TERPINENE	0.00	PASS	<0.140	<0.0040
<b>Total (%)</b>			<b>2.5100</b>	

Terpenes  
Weight:  
1.0134g  
Analysis Method : SOP.T.30.064.NY, SOP.T.40.064.NY  
Analyzed Date : 06/17/25 13:12:26

This Kaycha Labs Certification shall not be reproduced, unless in its entirety, without written approval from Kaycha Labs. The results relate only to the material or product analyzed. ND=Not Detected, ppm=Parts Per Million, ppb=Parts Per Billion, RSD=Relative Standard Deviation. Limit of Detection (LOD) and Limit Of Quantitation (LOQ) are terms used to describe the smallest concentration that can be detected and reliably measured by an analytical procedure, respectively. Action Levels are State determined thresholds based on 9 New York Codes, Rules and Regulations (NYCRR) Part 130 and Cannabis Law. The Measurement of Uncertainty (MU) error is available from the lab upon request. The "Decision Rule" for pass/fail does not include the MU. Any calculated totals may contain rounding errors.

**Erica Troy**  
Lab Director

NY Permit # OCM-CPL-2022-00006  
ISO 17025 Accreditation # 97164

Signature  
06/19/25



# Certificate of Analysis

**PASSED**

basin mixtures inc

6309 mill lane  
Brooklyn, NY, 11234, US  
Telephone: 7184444749  
Email: craig@basinmixtures.com  
License # : OCM-PROC-24-000034

Sample : AL50613001-011

Harvest/Lot ID: ENPRG-06122025-002

Batch # :  
ENPRG-06122025-002

Sampled : 06/12/25 02:20 PM

Sample Size Received : 8 units

Total Amount : 1200 units

Sampling Method : SOP.T.20.010.NY

Page 3 of 5



## Pesticides

**PASSED**

Pesticide	LOQ	Units	Action Level	Pass/Fail	Result	Pesticide	LOQ	Units	Action Level	Pass/Fail	Result
ACEQUINOXYL	0.1000	ppm	2	PASS	<0.1000	OXAMYL	0.1000	ppm	1	PASS	<0.1000
PRALLETHRIN	0.1000	ppm	0.2	PASS	<0.1000	PACLOBUTRAZOL	0.1000	ppm	0.4	PASS	<0.1000
PYRETHRINS, TOTAL	0.1000	ppm	1	PASS	<0.1000	PERMETHRIN	0.1000	ppm	0.2	PASS	<0.1000
AZADIRACTIN	0.1000	ppm	1	PASS	<0.1000	PHOSMET	0.1000	ppm	0.2	PASS	<0.1000
INDOLE-3-BUTYRIC ACID	0.1000	ppm	1	PASS	<0.1000	PROPICONAZOLE	0.1000	ppm	0.4	PASS	<0.1000
MYCLOBUTANIL	0.1000	ppm	0.2	PASS	<0.1000	PROPOXUR	0.1000	ppm	0.2	PASS	<0.1000
PIPERONYL BUTOXIDE	0.1000	ppm	2	PASS	<0.1000	PYRIDABEN	0.1000	ppm	0.2	PASS	<0.1000
ABAMECTIN B1A	0.1000	ppm	0.5	PASS	<0.1000	SPINETORAM, TOTAL	0.1000	ppm	1	PASS	<0.1000
ACEPHATE	0.1000	ppm	0.4	PASS	<0.1000	SPINOSAD, TOTAL	0.1000	ppm	0.2	PASS	<0.1000
ACETAMIPRID	0.1000	ppm	0.2	PASS	<0.1000	SPIROMESIFEN	0.1000	ppm	0.2	PASS	<0.1000
ALDICARB	0.1000	ppm	0.4	PASS	<0.1000	SPIROTETRAMAT	0.1000	ppm	0.2	PASS	<0.1000
AZOXYSTROBIN	0.1000	ppm	0.2	PASS	<0.1000	TEBUOXAZOLE	0.1000	ppm	0.2	PASS	<0.1000
CHLORMEQUAT CHLORIDE	0.1000	ppm	1	PASS	<0.1000	TEBUOXAZOLE	0.1000	ppm	0.4	PASS	<0.1000
BIFENAZATE	0.1000	ppm	0.2	PASS	<0.1000	THIACLOPRID	0.1000	ppm	0.2	PASS	<0.1000
BIFENTHRIN	0.1000	ppm	0.2	PASS	<0.1000	THIAMETHOXAM	0.1000	ppm	0.2	PASS	<0.1000
CARBARYL	0.1000	ppm	0.2	PASS	<0.1000	TRIFLOXYSTROBIN	0.1000	ppm	0.2	PASS	<0.1000
COUMAPHOS	0.1000	ppm	1	PASS	<0.1000	CAPTAN *	0.1000	ppm	1	PASS	<0.1000
CHLORPYRIFOS	0.1000	ppm	0.2	PASS	<0.1000	CHLORDANE *	0.1000	ppm	1	PASS	<0.1000
CARBOFURAN	0.1000	ppm	0.2	PASS	<0.1000	CHLORFENAPYR *	0.1000	ppm	1	PASS	<0.1000
DAMINOZIDE	0.1000	ppm	1	PASS	<0.1000	CYFLUTHRIN *	0.1000	ppm	1	PASS	<0.1000
BOSCALID	0.1000	ppm	0.4	PASS	<0.1000	CYPERMETHRIN *	0.1000	ppm	1	PASS	<0.1000
DIAZINON	0.1000	ppm	0.2	PASS	<0.1000	METHYL PARATHION *	0.1000	ppm	0.2	PASS	<0.1000
CLOFENTEZINE	0.1000	ppm	0.2	PASS	<0.1000	MGK-264 *	0.1000	ppm	0.2	PASS	<0.1000
CHLORANTRANILIPROLE	0.1000	ppm	0.2	PASS	<0.1000	PENTACHLORONITROBENZENE *	0.1000	ppm	1	PASS	<0.1000
DICHLORVOS	0.1000	ppm	1	PASS	<0.1000						
DIMETHOATE	0.1000	ppm	0.2	PASS	<0.1000	Weight:					
DIMETHOMORPH	0.1000	ppm	1	PASS	<0.1000	0.9574g					
ETHOPROPHOS	0.1000	ppm	0.2	PASS	<0.1000	Analysis Method : SOP.T.40.104.NY, SOP.T30.104.NY and SOP.T.40.154.NY					
ETOFENPROX	0.1000	ppm	0.4	PASS	<0.1000	Analyzed Date : 06/17/25 14:20:27					
ETOXAZOLE	0.1000	ppm	0.2	PASS	<0.1000						
FENHEXAMID	0.1000	ppm	1	PASS	<0.1000	Weight:					
FENOXICARB	0.1000	ppm	0.2	PASS	<0.1000	0.9574g					
FENPYROXIMATE	0.1000	ppm	0.4	PASS	<0.1000	Analysis Method : SOP.T.40.154.NY					
FIPRONIL	0.1000	ppm	0.4	PASS	<0.1000	Analyzed Date : 06/19/25 07:37:20					
FLONICAMID	0.1000	ppm	1	PASS	<0.1000						
FLUDIOXONIL	0.1000	ppm	0.4	PASS	<0.1000						
HEXYTHIAZOX	0.1000	ppm	1	PASS	<0.1000						
IMAZALIL	0.1000	ppm	0.2	PASS	<0.1000						
IMIDACLOPRID	0.1000	ppm	0.4	PASS	<0.1000						
KRESOXIM METHYL	0.1000	ppm	0.4	PASS	<0.1000						
MALATHION	0.1000	ppm	0.2	PASS	<0.1000						
METALAXYL	0.1000	ppm	0.2	PASS	<0.1000						
METHIOCARB	0.1000	ppm	0.2	PASS	<0.1000						
METHOMYL	0.1000	ppm	0.4	PASS	<0.1000						
MEVINPHOS	0.1000	ppm	1	PASS	<0.1000						
NALED	0.1000	ppm	0.5	PASS	<0.1000						

This Kaycha Labs Certification shall not be reproduced, unless in its entirety, without written approval from Kaycha Labs. The results relate only to the material or product analyzed. ND=Not Detected, ppm=Parts Per Million, ppb=Parts Per Billion, RSD=Relative Standard Deviation. Limit of Detection (LOD) and Limit Of Quantitation (LOQ) are terms used to describe the smallest concentration that can be detected and reliably measured by an analytical procedure, respectively. Action Levels are State determined thresholds based on 9 New York Codes, Rules and Regulations (NYCRR) Part 130 and Cannabis Law. The Measurement of Uncertainty (MU) error is available from the lab upon request. The "Decision Rule" for pass/fail does not include the MU. Any calculated totals may contain rounding errors.

**Erica Troy**

Lab Director

NY Permit # OCM-CPL-2022-00006  
ISO 17025 Accreditation # 97164

Signature  
06/19/25



# Certificate of Analysis

**PASSED**

basin mixtures inc

6309 mill lane  
Brooklyn, NY, 11234, US  
Telephone: 7184444749  
Email: craig@basinmixtures.com  
License # : OCM-PROC-24-000034

Sample : AL50613001-011

Harvest/Lot ID: ENPRG-06122025-002

Batch# :  
ENPRG-06122025-002



Sampled : 06/12/25 02:20 PM


Sample Size Received : 8 units

Total Amount : 1200 units

Sampling Method : SOP.T.20.010.NY

Page 4 of 5

 <b>Microbial</b> <span style="float: right;"><b>PASSED</b></span>						 <b>Mycotoxins</b> <span style="float: right;"><b>PASSED</b></span>					
Analyte	LOQ	Units	Result	Pass / Fail	Action Level	Analyte	LOQ	Units	Result	Pass / Fail	Action Level
TOTAL AEROBIC BACTERIA	100	CFU/g	100	TESTED		AFLATOXIN G2	0.0100	ppm	<0.0100	PASS	0.02
TOTAL YEAST AND MOLD	100	CFU/g	2000	TESTED		AFLATOXIN G1	0.0100	ppm	<0.0100	PASS	0.02
ESCHERICHIA COLI SHIGELLA SPP	1		Not Present	PASS		AFLATOXIN B2	0.0100	ppm	<0.0100	PASS	0.02
SALMONELLA SPECIES	1		Not Present	PASS		AFLATOXIN B1	0.0100	ppm	<0.0100	PASS	0.02
ASPERGILLUS TERREUS	1		Not Present	PASS		OCHRATOXIN A+	0.0100	ppm	<0.0100	PASS	0.02
ASPERGILLUS NIGER	1		Not Present	PASS		TOTAL AFLATOXINS (B1, B2, G1, G2)	0.0100	ppm	<0.0100	PASS	0.02
ASPERGILLUS FLAVUS	1		Not Present	PASS							
ASPERGILLUS FUMIGATUS	1		Not Present	PASS		Weight:					
						0.9574g					
						Analysis Method : SOP.T.30.104.NY, SOP.T.40.104.NY					
						Analyzed Date : 06/17/25 14:17:56					
Weight:											
0.9048g											
Analysis Method : SOP.T.40.058A.NY, SOP.T.40.058B.NY, SOP.T.40.056C, SOP.T.40.209.NY											
Analyzed Date : 06/16/25 12:28:50											

 <b>Heavy Metals</b> <span style="float: right;"><b>PASSED</b></span>					
Metal	LOQ	Units	Result	Pass / Fail	Action Level
ANTIMONY	0.1000	ug/g	<0.1000	PASS	2
ARSENIC	0.1000	ug/g	<0.1000	PASS	0.2
CADMIUM	0.1000	ug/g	<0.1000	PASS	0.2
CHROMIUM	1.0000	ug/g	<1.0000	PASS	110
COPPER	1.0000	ug/g	11.4799	PASS	30
LEAD	0.1000	ug/g	<0.1000	PASS	0.5
MERCURY	0.0100	ug/g	<0.0100	PASS	0.1
NICKEL	0.1000	ug/g	<0.1000	PASS	5
Weight:					
0.5061g					
Analysis Method : SOP.T.30.084.NY, SOP.T.40.084.NY					
Analyzed Date : 06/16/25 09:46:08					



# Certificate of Analysis

**PASSED**

basin mixtures inc

6309 mill lane  
Brooklyn, NY, 11234, US  
Telephone: 7184444749  
Email: craig@basinmixtures.com  
License # : OCM-PROC-24-000034

Sample : AL50613001-011

Harvest/Lot ID: ENPRG-06122025-002

Batch# :  
ENPRG-06122025-002

Sampled : 06/12/25 02:20 PM

Sample Size Received : 8 units

Total Amount : 1200 units

Sampling Method : SOP.T.20.010.NY

Page 5 of 5



**Filth/Foreign Material** **PASSED**



**Moisture** **PASSED**

Analyte	LOQ	Units	Result	P/F	Action Level
Stems (>3mm)	1.00	%	ND	PASS	5
Foreign Matter	0.10	%	ND	PASS	2
Mammalian excreta	0.10	mg	ND	PASS	1

Weight:  
8.0884g

Analysis Method : SOP.T.40.090  
Analyzed Date : 06/13/25 14:47:33

Analyte	LOQ	Units	Result	P/F	Action Level
Moisture Content	1.0	%	8.2	PASS	15

Weight:  
1.068g

Analysis Method : SOP.T.40.021  
Analyzed Date : 06/13/25 14:39:55



**Water Activity** **PASSED**

Analyte	LOQ	Units	Result	P/F	Action Level
Water Activity	0.10	aw	0.48	PASS	0.65

Weight:  
0.4095g

Analysis Method : SOP.T.40.019  
Analyzed Date : 06/13/25 15:41:03