



# Certificate of Analysis

## FOR COMPLIANCE

Laboratory Sample ID: AL50517001-006



**Production Method:** Cured  
**Batch#:** P-GRWF352025-660A  
**Seed to Sale#:** 202505152767  
**Sample Size Received:** 20 units  
**Total Amount:** 6760 units  
**Retail Product Size:** 3.5 gram  
**Retail Serving Size:** 0.0125 gram  
**Servings:** 280  
**Sampled:** 05/16/25 02:55 PM  
**Sampling Start:** 02:55 PM  
**Sampling End:** 04:45 PM  
**Sampling Method:** SOP.T.20.010.NY

Curaleaf NY, LLC.  
License # : MM1001M  
167 Coeymans Industrial Park Lane  
Ravena, NY, 12143, US



**PASSED**

Pages 1 of 5

### SAFETY RESULTS



Pesticides  
**PASSED**



Heavy Metals  
**PASSED**



Microbials  
**PASSED**



Mycotoxins  
**PASSED**



Residuals  
Solvents  
**NOT TESTED**



Filtration  
**PASSED**



Water Activity  
**PASSED**



Moisture  
**PASSED**

### MISC.



Terpenes  
**PASSED**



### Cannabinoid

**PASSED**



**Total THC**  
**26.7785%**  
Total THC/Container : 937.2475 mg



**Total CBD**  
**<0.1000**  
Total CBD/Container : 0.0000 mg



**Total Cannabinoids**  
**30.9978%**  
Total Cannabinoids/Container : 1084.9230 mg

	(6AR,9R) D10-THC	(6AR,9S) D10-THC	CBC	CBD	CBDA	CBDV	CBG	D8-THC	CBGA	CBN	D9-THC	THCA	THCV
%	<0.1000	0.1296	<0.1000	<0.1000	<0.1000	<0.1000	<0.1000	<0.1000	0.5582	<0.1000	0.5450	29.7650	<0.1000
mg/unit	<3.500	4.536	<3.500	<3.500	<3.500	<3.500	<3.500	<3.500	19.537	<3.500	19.075	1041.775	<3.500
LOQ	0.1000	0.1000	0.1000	0.1000	0.1000	0.1000	0.1000	0.1000	0.1000	0.1000	0.1000	0.1000	0.1000
	%	%	%	%	%	%	%	%	%	%	%	%	%

Weight:  
0.2048g

Analysis Method : SOP.T.30.031.NY, SOP.T.40.031.NY  
Analyzed Date : 05/20/25 09:12:21

Label Claim

**PASSED**

This Kaycha Labs Certification shall not be reproduced, unless in its entirety, without written approval from Kaycha Labs. The results relate only to the material or product analyzed. ND=Not Detected, ppm=Parts Per Million, ppb=Parts Per Billion, RSD=Relative Standard Deviation. Limit of Detection (LOD) and Limit Of Quantitation (LOQ) are terms used to describe the smallest concentration that can be detected and reliably measured by an analytical procedure, respectively. Action Levels are State determined thresholds based on 9 New York Codes, Rules and Regulations (NYCRR) Part 130 and Cannabis Law. The Measurement of Uncertainty (MU) error is available from the lab upon request. The "Decision Rule" for pass/fail does not include the MU. Any calculated totals may contain rounding errors.

**Erica Troy**  
Lab Director

NY Permit # OCM-CPL-2022-00006  
ISO 17025 Accreditation # 97164



Signature  
05/21/25



# Certificate of Analysis

**PASSED**

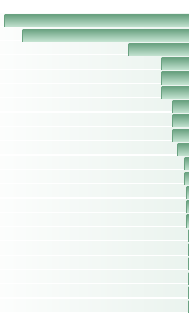
Curaleaf NY, LLC.

167 Coeymans Industrial Park Lane  
Ravena, NY, 12143, US  
Telephone: (518) 635-6005  
Email: hplcny@curaleaf.com  
License #: MM1001M

Sample : AL50517001-006

Batch#: P-GRWF352025-660A Sample Size Received : 20 units  
Sampled : 05/16/25 02:55 PM Total Amount : 6760 units  
Sampling Method : SOP.T.20.010.NY

Page 2 of 5

Terpenes					PASSED					
Terpenes	LOQ (%)	Pass/Fail	mg/unit	Result (%)	Terpenes	LOQ (%)	Pass/Fail	mg/unit	Result (%)	
LIMONENE	0.00	PASS	28.700	0.8200						
BETA-MYRCENE	0.00	PASS	25.300	0.7400		Weight:				
BETA-CARYOPHYLLENE	0.00	PASS	9.450	0.2700		1.0465g				
LINALOOL	0.00	PASS	4.200	0.1200		Analysis Method : SOP.T.30.064.NY, SOP.T.40.064.NY				
ALPHA-HUMULENE	0.00	PASS	4.200	0.1200		Analyzed Date : 05/19/25 09:48:21				
BETA-PINENE	0.00	PASS	4.200	0.1200						
ALPHA TERPINEOL	0.00	PASS	2.450	0.0700						
FENCHYL ALCOHOL	0.00	PASS	2.450	0.0700						
ALPHA-PINENE	0.00	PASS	2.450	0.0700						
ALPHA-BISABOLOL	0.00	PASS	1.750	0.0500						
CAMPHERE	0.00	PASS	0.700	0.0200						
GERANIOL	0.00	PASS	0.700	0.0200						
CARYOPHYLLENE OXIDE	0.00	PASS	0.350	0.0100						
TERPINOLENE	0.00	PASS	0.350	0.0100						
VALENCENE	0.00	PASS	0.350	0.0100						
FARNESENE	0.10	PASS	<3.500	<0.1000						
OCIMENE	0.00	PASS	<0.140	<0.0040						
ALPHA-PHELLANDRENE	0.00	PASS	<0.140	<0.0040						
GUAIOL	0.00	PASS	<0.140	<0.0040						
MENTHOL	0.00	PASS	<0.140	<0.0040						
ALPHA-TERPINENE	0.00	PASS	<0.140	<0.0040						
<b>Total (%)</b>			<b>2.5200</b>							

This Kaycha Labs Certification shall not be reproduced, unless in its entirety, without written approval from Kaycha Labs. The results relate only to the material or product analyzed. ND=Not Detected, ppm=Parts Per Million, ppb=Parts Per Billion, RSD=Relative Standard Deviation. Limit of Detection (LOD) and Limit Of Quantitation (LOQ) are terms used to describe the smallest concentration that can be detected and reliably measured by an analytical procedure, respectively. Action Levels are State determined thresholds based on 9 New York Codes, Rules and Regulations (NYCRR) Part 130 and Cannabis Law. The Measurement of Uncertainty (MU) error is available from the lab upon request. The "Decision Rule" for pass/fail does not include the MU. Any calculated totals may contain rounding errors.

**Erica Troy**  
Lab Director

NY Permit # OCM-CPL-2022-00006  
ISO 17025 Accreditation # 97164



Signature  
05/21/25



# Certificate of Analysis

**PASSED**

Curaleaf NY, LLC.

167 Coeymans Industrial Park Lane  
Ravena, NY, 12143, US  
Telephone: (518) 635-6005  
Email: hplcny@curaleaf.com  
License # : MM1001M

Sample : AL50517001-006

Batch# : P-GRWF352025-660A Sample Size Received : 20 units  
Sampled : 05/16/25 02:55 PM Total Amount : 6760 units  
Sampling Method : SOP.T.20.010.NY

Page 3 of 5



## Pesticides

**PASSED**

Pesticide	LOQ	Units	Action Level	Pass/Fail	Result	Pesticide	LOQ	Units	Action Level	Pass/Fail	Result
ACEQUINOXYL	0.1000	ppm	2	PASS	<0.1000	OXAMYL	0.1000	ppm	1	PASS	<0.1000
PRALLETHRIN	0.1000	ppm	0.2	PASS	<0.1000	PACLOBUTRAZOL	0.1000	ppm	0.4	PASS	<0.1000
PYRETHRINS, TOTAL	0.1000	ppm	1	PASS	<0.1000	PERMETHRIN	0.1000	ppm	0.2	PASS	<0.1000
AZADIRACTIN	0.1000	ppm	1	PASS	<0.1000	PHOSMET	0.1000	ppm	0.2	PASS	<0.1000
INDOLE-3-BUTYRIC ACID	0.1000	ppm	1	PASS	<0.1000	PROPICONAZOLE	0.1000	ppm	0.4	PASS	<0.1000
MYCLOBUTANIL	0.1000	ppm	0.2	PASS	<0.1000	PROPOXUR	0.1000	ppm	0.2	PASS	<0.1000
PIPERONYL BUTOXIDE	0.1000	ppm	2	PASS	<0.1000	PYRIDABEN	0.1000	ppm	0.2	PASS	<0.1000
ABAMECTIN B1A	0.1000	ppm	0.5	PASS	<0.1000	SPINETORAM, TOTAL	0.1000	ppm	1	PASS	<0.1000
ACEPHATE	0.1000	ppm	0.4	PASS	<0.1000	SPINOSAD, TOTAL	0.1000	ppm	0.2	PASS	<0.1000
ACETAMIPRID	0.1000	ppm	0.2	PASS	<0.1000	SPIROMESIFEN	0.1000	ppm	0.2	PASS	<0.1000
ALDICARB	0.1000	ppm	0.4	PASS	<0.1000	SPIROTETRAMAT	0.1000	ppm	0.2	PASS	<0.1000
AZOXYSTROBIN	0.1000	ppm	0.2	PASS	<0.1000	TEBUCONAZOLE	0.1000	ppm	0.2	PASS	<0.1000
CHLORMEQUAT CHLORIDE	0.1000	ppm	1	PASS	<0.1000	THIACLOPRID	0.1000	ppm	0.2	PASS	<0.1000
BIFENAZATE	0.1000	ppm	0.2	PASS	<0.1000	THIAMETHOXAM	0.1000	ppm	0.2	PASS	<0.1000
BIFENTHRIN	0.1000	ppm	0.2	PASS	<0.1000	TRIFLOXYSTROBIN	0.1000	ppm	0.2	PASS	<0.1000
CARBARYL	0.1000	ppm	0.2	PASS	<0.1000	CAPTAN *	0.1000	ppm	1	PASS	<0.1000
COUMAPHOS	0.1000	ppm	1	PASS	<0.1000	CHLORDANE *	0.1000	ppm	1	PASS	<0.1000
CHLORPYRIFOS	0.1000	ppm	0.2	PASS	<0.1000	CHLORFENAPYR *	0.1000	ppm	1	PASS	<0.1000
CARBOFURAN	0.1000	ppm	0.2	PASS	<0.1000	CYFLUTHRIN *	0.1000	ppm	1	PASS	<0.1000
DAMINOZIDE	0.1000	ppm	1	PASS	<0.1000	CYPERMETHRIN *	0.1000	ppm	1	PASS	<0.1000
BOSCALID	0.1000	ppm	0.4	PASS	<0.1000	METHYL PARATHION *	0.1000	ppm	0.2	PASS	<0.1000
DIAZINON	0.1000	ppm	0.2	PASS	<0.1000	MGK-264 *	0.1000	ppm	0.2	PASS	<0.1000
CLOFENTEZINE	0.1000	ppm	0.2	PASS	<0.1000	PENTACHLORONITROBENZENE *	0.1000	ppm	1	PASS	<0.1000
CHLORANTRANILIPROLE	0.1000	ppm	0.2	PASS	<0.1000						
DICHLORVOS	0.1000	ppm	1	PASS	<0.1000						
DIMETHOATE	0.1000	ppm	0.2	PASS	<0.1000						
DIMETHOMORPH	0.1000	ppm	1	PASS	<0.1000						
ETHOPROPHOS	0.1000	ppm	0.2	PASS	<0.1000						
ETOFENPROX	0.1000	ppm	0.4	PASS	<0.1000						
ETOXAZOLE	0.1000	ppm	0.2	PASS	<0.1000						
FENHEXAMID	0.1000	ppm	1	PASS	<0.1000						
FENOXICARB	0.1000	ppm	0.2	PASS	<0.1000						
FENPYROXIMATE	0.1000	ppm	0.4	PASS	<0.1000						
FIPRONIL	0.1000	ppm	0.4	PASS	<0.1000						
FLONICAMID	0.1000	ppm	1	PASS	<0.1000						
FLUDIOXONIL	0.1000	ppm	0.4	PASS	<0.1000						
HEXYTHIAZOX	0.1000	ppm	1	PASS	<0.1000						
IMAZALIL	0.1000	ppm	0.2	PASS	<0.1000						
IMIDACLOPRID	0.1000	ppm	0.4	PASS	<0.1000						
KRESOXIM METHYL	0.1000	ppm	0.4	PASS	<0.1000						
MALATHION	0.1000	ppm	0.2	PASS	<0.1000						
METALAXYL	0.1000	ppm	0.2	PASS	<0.1000						
METHIOCARB	0.1000	ppm	0.2	PASS	<0.1000						
METHOMYL	0.1000	ppm	0.4	PASS	<0.1000						
MEVINPHOS	0.1000	ppm	1	PASS	<0.1000						
NALED	0.1000	ppm	0.5	PASS	<0.1000						

Weight: 1.0067g  
Analysis Method : SOP.T.40.104.NY, SOP.T30.104.NY and SOP.T.40.154.NY  
Analyzed Date : 05/21/25 08:31:14

---

Weight: 1.0067g  
Analysis Method : SOP.T.40.154.NY  
Analyzed Date : 05/20/25 11:20:59





# Certificate of Analysis

**PASSED**



Curaleaf NY, LLC.


167 Coeymans Industrial Park Lane  
Ravena, NY, 12143, US  
Telephone: (518) 635-6005  
Email: hplcny@curaleaf.com  
License #: MM1001M

Sample : AL50517001-006

Batch# : P-GRWF352025-660A Sample Size Received : 20 units  
Sampled : 05/16/25 02:55 PM Total Amount : 6760 units  
Sampling Method : SOP.T.20.010.NY

Page 4 of 5

 <b>Microbial</b> <span style="float: right;"><b>PASSED</b></span>						 <b>Mycotoxins</b> <span style="float: right;"><b>PASSED</b></span>					
Analyte	LOQ	Units	Result	Pass / Fail	Action Level	Analyte	LOQ	Units	Result	Pass / Fail	Action Level
TOTAL AEROBIC BACTERIA	100	CFU/g	2000	PASS	100000	AFLATOXIN G2	0.0100	ppm	<0.0100	PASS	0.02
TOTAL YEAST AND MOLD	100	CFU/g	1800	PASS	10000	AFLATOXIN G1	0.0100	ppm	<0.0100	PASS	0.02
ESCHERICHIA COLI SHIGELLA SPP	1		Not Present	PASS		AFLATOXIN B2	0.0100	ppm	<0.0100	PASS	0.02
SALMONELLA SPECIES	1		Not Present	PASS		AFLATOXIN B1	0.0100	ppm	<0.0100	PASS	0.02
ASPERGILLUS TERREUS	1		Not Present	PASS		OCHRATOXIN A+	0.0100	ppm	<0.0100	PASS	0.02
ASPERGILLUS NIGER	1		Not Present	PASS		TOTAL AFLATOXINS (B1, B2, G1, G2)	0.0100	ppm	<0.0100	PASS	0.02
ASPERGILLUS FLAVUS	1		Not Present	PASS							
ASPERGILLUS FUMIGATUS	1		Not Present	PASS							
Weight: 1.1g Analysis Method : SOP.T.40.058A.NY, SOP.T.40.058B.NY, SOP.T.40.056C, SOP.T.40.209.NY Analyzed Date : 05/20/25 07:29:03						Weight: 1.0067g Analysis Method : SOP.T.30.104.NY, SOP.T.40.104.NY Analyzed Date : 05/21/25 08:30:23					

 <b>Heavy Metals</b> <span style="float: right;"><b>PASSED</b></span>					
Metal	LOQ	Units	Result	Pass / Fail	Action Level
ANTIMONY	0.1000	ug/g	<0.1000	PASS	2
ARSENIC	0.1000	ug/g	<0.1000	PASS	0.2
CADMIUM	0.1000	ug/g	<0.1000	PASS	0.2
CHROMIUM	1.0000	ug/g	<1.0000	PASS	110
COPPER	1.0000	ug/g	4.6815	PASS	30
LEAD	0.1000	ug/g	<0.1000	PASS	0.5
MERCURY	0.0100	ug/g	<0.0100	PASS	0.1
NICKEL	0.1000	ug/g	<0.1000	PASS	2
Weight: 0.5276g Analysis Method : SOP.T.30.084.NY, SOP.T.40.084.NY Analyzed Date : 05/20/25 10:36:59					



# Certificate of Analysis

**PASSED**

Curaleaf NY, LLC.

167 Coeymans Industrial Park Lane  
Ravena, NY, 12143, US  
Telephone: (518) 635-6005  
Email: hplcny@curaleaf.com  
License #: MM1001M

Sample : AL50517001-006

Batch# : P-GRWF352025-660A Sample Size Received : 20 units  
Sampled : 05/16/25 02:55 PM Total Amount : 6760 units  
Sampling Method : SOP.T.20.010.NY

Page 5 of 5



**Filth/Foreign Material**

PASSED



**Moisture**

PASSED

Analyte	LOQ	Units	Result	P/F	Action Level
Stems (>3mm)	1.00	%	ND	PASS	5
Foreign Matter	0.10	%	ND	PASS	2
Mammalian excreta	0.10	mg	ND	PASS	1

Weight:  
25.712g

Analysis Method : SOP.T.40.090  
Analyzed Date : 05/18/25 08:44:38

Analyte	LOQ	Units	Result	P/F	Action Level
Moisture Content	1.0	%	10.9	PASS	15

Weight:  
1.002g

Analysis Method : SOP.T.40.021  
Analyzed Date : 05/19/25 13:25:30



**Water Activity**

PASSED

Analyte	LOQ	Units	Result	P/F	Action Level
Water Activity	0.10	aw	0.60	PASS	0.65

Weight:  
0.314g

Analysis Method : SOP.T.40.019  
Analyzed Date : 05/19/25 11:35:16