

Certificate of Analysis

FOR COMPLIANCE

Laboratory Sample ID: AL50725004-001



Production Method: Ethanol

Batch#: C005

Seed to Sale#: BAMBOO

Sample Size Received: 9 units

Total Amount: 500 units

Retail Product Size: 1 gram

Retail Serving Size: 1 gram

Servings: 1

Sampled: 07/25/25 12:13 PM

Sampling Start: 12:13 PM

Sampling End: 12:50 PM

Sampling Method: SOP.T.20.010.NY

ReliefLeaf

License # : OCM-PROC-24-000029

833 Oak Hill Rd
Esperance, NY, 12066, US



PASSED

Pages 1 of 6

SAFETY RESULTS



Pesticides
PASSED



Heavy Metals
PASSED



Microbials
PASSED



Mycotoxins
PASSED



Residuals
Solvents
PASSED



Filtration
NOT TESTED



Water Activity
NOT TESTED



Moisture
NOT TESTED



Terpenes
PASSED

MISC.

Cannabinoid

PASSED



Total THC
83.9561%
Total THC/Container : 839.5610 mg



Total CBD
0.2856%
Total CBD/Container : 2.8560 mg



Total Cannabinoids
93.7662%
Total Cannabinoids/Container : 937.6620 mg

	(6AR,9R) D10-THC	(6AR,9S) D10-THC	CBC	CBD	CBDA	CBDV	CBG	D8-THC	CBGA	CBN	D9-THC	THCA	THCV
%	<0.1000	<0.1000	1.7294	0.2856	<0.1000	<0.1000	3.6609	<0.1000	<0.1000	1.9969	83.9561	<0.1000	2.1373
mg/unit	<1.000	<1.000	17.294	2.856	<1.000	<1.000	36.609	<1.000	<1.000	19.969	839.561	<1.000	21.373
LOQ	0.1000	0.1000	0.1000	0.1000	0.1000	0.1000	0.1000	0.1000	0.1000	0.1000	0.1000	0.1000	0.1000
%	%	%	%	%	%	%	%	%	%	%	%	%	%

Weight:
0.1691g

Analysis Method : SOP.T.30.031.NY, SOP.T.40.031.NY
Analyzed Date : 07/30/25 08:58:23

Label Claim

PASSED

This Kaycha Labs Certification shall not be reproduced, unless in its entirety, without written approval from Kaycha Labs. The results relate only to the material or product analyzed. ND=Not Detected, ppm=Parts Per Million, ppb=Parts Per Billion, RSD=Relative Standard Deviation. Limit of Detection (LOD) and Limit Of Quantitation (LOQ) are terms used to describe the smallest concentration that can be detected and reliably measured by an analytical procedure, respectively. Action Levels are State determined thresholds based on 9 New York Codes, Rules and Regulations (NYCRR) Part 130 and Cannabis Law. The Measurement of Uncertainty (MU) error is available from the lab upon request. The "Decision Rule" for pass/fail does not include the MU. Any calculated totals may contain rounding errors.

Erica Troy
Lab Director

NY Permit # OCM-CPL-2022-00006
ISO 17025 Accreditation # 97164



Signature
07/30/25

Certificate of Analysis

PASSED


ReliefLeaf

833 Oak Hill Rd
Esperance, NY, 12066, US
Telephone: (845) 702-6101
Email: info@headytrees.com
License # : OCM-PROC-24-000029

Sample : AL50725004-001

Batch# : C005
Sampled : 07/25/25 12:13 PM
Sample Size Received : 9 units
Total Amount : 500 units
Sampling Method : SOP.T.20.010.NY

Page 2 of 6

Terpenes					PASSED					
Terpenes	LOQ (%)	Pass/Fail	mg/unit	Result (%)	Terpenes	LOQ (%)	Pass/Fail	mg/unit	Result (%)	
LIMONENE	0.00	PASS	25.700	2.5700	 <p>Weight: 0.5745g Analysis Method : SOP.T.30.064.NY, SOP.T.40.064.NY Analyzed Date : 07/29/25 08:53:18</p>					
BETA-PINENE	0.00	PASS	4.500	0.4500						
ALPHA-BISABOLOL	0.00	PASS	1.900	0.1900						
BETA-CARYOPHYLLENE	0.00	PASS	1.200	0.1200						
ALPHA-PINENE	0.00	PASS	0.700	0.0700						
CARYOPHYLLENE OXIDE	0.00	PASS	0.600	0.0600						
ALPHA-HUMULENE	0.00	PASS	0.600	0.0600						
BETA-MYRCENE	0.00	PASS	0.500	0.0500						
GERANIOL	0.00	PASS	0.100	0.0100						
GUAIOL	0.00	PASS	0.100	0.0100						
VALENCENE	0.00	PASS	0.100	0.0100						
ALPHA-TERPINEOL	0.00	PASS	<0.040	<0.0040						
CAMPHERE	0.00	PASS	<0.040	<0.0040						
FARNESENE	0.10	PASS	<1.000	<0.1000						
TERPINOLENE	0.00	PASS	<0.040	<0.0040						
FENCHYL ALCOHOL	0.00	PASS	<0.040	<0.0040						
LINALOOL	0.00	PASS	<0.040	<0.0040						
MENTHOL	0.00	PASS	<0.040	<0.0040						
OCIMENE	0.00	PASS	<0.040	<0.0040						
ALPHA-PHELLODRENE	0.00	PASS	<0.040	<0.0040						
ALPHA-TERPINENE	0.00	PASS	<0.040	<0.0040						
Total (%)			3.6000							

This Kaycha Labs Certification shall not be reproduced, unless in its entirety, without written approval from Kaycha Labs. The results relate only to the material or product analyzed. ND=Not Detected, ppm=Parts Per Million, ppb=Parts Per Billion, RSD=Relative Standard Deviation. Limit of Detection (LOD) and Limit Of Quantitation (LOQ) are terms used to describe the smallest concentration that can be detected and reliably measured by an analytical procedure, respectively. Action Levels are State determined thresholds based on 9 New York Codes, Rules and Regulations (NYCRR) Part 130 and Cannabis Law. The Measurement of Uncertainty (MU) error is available from the lab upon request. The "Decision Rule" for pass/fail does not include the MU. Any calculated totals may contain rounding errors.

Erica Troy
Lab Director

NY Permit # OCM-CPL-2022-00006
ISO 17025 Accreditation # 97164



Signature
07/30/25

Certificate of Analysis

PASSED

ReliefLeaf

833 Oak Hill Rd
Esperance, NY, 12066, US
Telephone: (845) 702-6101
Email: info@headytrees.com
License # : OCM-PROC-24-000029

Sample : AL50725004-001

Batch# : C005
Sampled : 07/25/25 12:13 PM

Sample Size Received : 9 units
Total Amount : 500 units
Sampling Method : SOP.T.20.010.NY

Page 3 of 6



Pesticides

PASSED

Pesticide	LOQ	Units	Action Level	Pass/Fail	Result	Pesticide	LOQ	Units	Action Level	Pass/Fail	Result
PRALLETHRIN	0.1000	ppm	0.2	PASS	<0.1000	OXAMYL	0.1000	ppm	1	PASS	<0.1000
ACEQUINOXYL	0.1000	ppm	2	PASS	<0.1000	PACLOBUTRAZOL	0.1000	ppm	0.4	PASS	<0.1000
PYRETHRINS, TOTAL	0.1000	ppm	1	PASS	<0.1000	PERMETHRIN	0.1000	ppm	0.2	PASS	<0.1000
AZADIRACTIN	0.1000	ppm	1	PASS	<0.1000	PHOSMET	0.1000	ppm	0.2	PASS	<0.1000
INDOLE-3-BUTYRIC ACID	0.1000	ppm	1	PASS	<0.1000	PROPICONAZOLE	0.1000	ppm	0.4	PASS	<0.1000
MYCLOBUTANIL	0.1000	ppm	0.2	PASS	<0.1000	PROPOXUR	0.1000	ppm	0.2	PASS	<0.1000
PIPERONYL BUTOXIDE	0.1000	ppm	2	PASS	<0.1000	PYRIDABEN	0.1000	ppm	0.2	PASS	<0.1000
ABAMECTIN B1A	0.1000	ppm	0.5	PASS	<0.1000	SPINETORAM, TOTAL	0.1000	ppm	1	PASS	<0.1000
ACEPHATE	0.1000	ppm	0.4	PASS	<0.1000	SPINOSAD, TOTAL	0.1000	ppm	0.2	PASS	<0.1000
ACETAMIPRID	0.1000	ppm	0.2	PASS	<0.1000	SPIROMESIFEN	0.1000	ppm	0.2	PASS	<0.1000
ALDICARB	0.1000	ppm	0.4	PASS	<0.1000	SPIROTETRAMAT	0.1000	ppm	0.2	PASS	<0.1000
AZOXYSTROBIN	0.1000	ppm	0.2	PASS	<0.1000	THIAMETHOXAM	0.1000	ppm	0.2	PASS	<0.1000
CHLORMEQUAT CHLORIDE	0.1000	ppm	1	PASS	<0.1000	TEBUXANAZOLE	0.1000	ppm	0.4	PASS	<0.1000
BIFENAZATE	0.1000	ppm	0.2	PASS	<0.1000	THIACLOPRID	0.1000	ppm	0.2	PASS	<0.1000
BIFENTHRIN	0.1000	ppm	0.2	PASS	<0.1000	THIAMETHOXAM	0.1000	ppm	0.2	PASS	<0.1000
CARBARYL	0.1000	ppm	0.2	PASS	<0.1000	TRIFLOXYSTROBIN	0.1000	ppm	0.2	PASS	<0.1000
CHLORPYRIFOS	0.1000	ppm	0.2	PASS	<0.1000	CAPTAN *	0.1000	ppm	1	PASS	<0.1000
COUMAPHOS	0.1000	ppm	1	PASS	<0.1000	CHLORDANE *	0.1000	ppm	1	PASS	<0.1000
DAMINOZIDE	0.1000	ppm	1	PASS	<0.1000	CHLORFENAPYR *	0.1000	ppm	1	PASS	<0.1000
CARBOFURAN	0.1000	ppm	0.2	PASS	<0.1000	CYFLUTHRIN *	0.1000	ppm	1	PASS	<0.1000
BOSCALID	0.1000	ppm	0.4	PASS	<0.1000	CYPERMETHRIN *	0.1000	ppm	1	PASS	<0.1000
CHLORANTRANILIPROLE	0.1000	ppm	0.2	PASS	<0.1000	METHYL PARATHION *	0.1000	ppm	0.2	PASS	<0.1000
DIAZINON	0.1000	ppm	0.2	PASS	<0.1000	MGK-264 *	0.1000	ppm	0.2	PASS	<0.1000
CLOFENTEZINE	0.1000	ppm	0.2	PASS	<0.1000	PENTACHLORONITROBENZENE *	0.1000	ppm	1	PASS	<0.1000
DICHLORVOS	0.1000	ppm	1	PASS	<0.1000						
DIMETHOATE	0.1000	ppm	0.2	PASS	<0.1000	Weight:					
DIMETHOMORPH	0.1000	ppm	1	PASS	<0.1000	0.5467g					
ETHOPROPHOS	0.1000	ppm	0.2	PASS	<0.1000	Analysis Method : SOP.T.40.104.NY, SOP.T30.104.NY and SOP.T.40.154.NY					
ETOFENPROX	0.1000	ppm	0.4	PASS	<0.1000	Analized Date : 07/30/25 10:57:32					
ETOXAZOLE	0.1000	ppm	0.2	PASS	<0.1000						
FENHEXAMID	0.1000	ppm	1	PASS	<0.1000	Weight:					
FENOXICARB	0.1000	ppm	0.2	PASS	<0.1000	0.5467g					
FENPYROXIMATE	0.1000	ppm	0.4	PASS	<0.1000	Analysis Method : SOP.T.40.154.NY					
FIPRONIL	0.1000	ppm	0.4	PASS	<0.1000	Analized Date : 07/30/25 13:00:12					
FLONICAMID	0.1000	ppm	1	PASS	<0.1000						
FLUDIOXONIL	0.1000	ppm	0.4	PASS	<0.1000						
HEXYTHIAZOX	0.1000	ppm	1	PASS	<0.1000						
IMAZALIL	0.1000	ppm	0.2	PASS	<0.1000						
IMIDACLOPRID	0.1000	ppm	0.4	PASS	<0.1000						
KRESOXIM METHYL	0.1000	ppm	0.4	PASS	<0.1000						
MALATHION	0.1000	ppm	0.2	PASS	<0.1000						
METALAXYL	0.1000	ppm	0.2	PASS	<0.1000						
METHIOCARB	0.1000	ppm	0.2	PASS	<0.1000						
METHOMYL	0.1000	ppm	0.4	PASS	<0.1000						
MEVINPHOS	0.1000	ppm	1	PASS	<0.1000						
NALED	0.1000	ppm	0.5	PASS	<0.1000						

This Kaycha Labs Certification shall not be reproduced, unless in its entirety, without written approval from Kaycha Labs. The results relate only to the material or product analyzed. ND=Not Detected, ppm=Parts Per Million, ppb=Parts Per Billion, RSD=Relative Standard Deviation. Limit of Detection (LOD) and Limit Of Quantitation (LOQ) are terms used to describe the smallest concentration that can be detected and reliably measured by an analytical procedure, respectively. Action Levels are State determined thresholds based on 9 New York Codes, Rules and Regulations (NYCRR) Part 130 and Cannabis Law. The Measurement of Uncertainty (MU) error is available from the lab upon request. The "Decision Rule" for pass/fail does not include the MU. Any calculated totals may contain rounding errors.

Erica Troy
Lab Director

NY Permit # OCM-CPL-2022-00006
ISO 17025 Accreditation # 97164



Signature
07/30/25

Certificate of Analysis

PASSED

ReliefLeaf

833 Oak Hill Rd
Esperance, NY, 12066, US
Telephone: (845) 702-6101
Email: info@headytree.com
License #: OCM-PROC-24-000029

Sample : AL50725004-001

Batch# : C005
Sampled : 07/25/25 12:13 PM

Sample Size Received : 9 units
Total Amount : 500 units
Sampling Method : SOP.T.20.010.NY

Page 4 of 6



Residual Solvents

PASSED

Solvents	LOQ	Units	Action Level	Pass/Fail	Result
PENTANES, TOTAL	125.0	ppm	5000	PASS	<125.0
HEXANE, TOTAL	125.0	ppm	290	PASS	<125.0
1,1,1-TRICHLOROETHANE	375.0	ppm	1500	PASS	<375.0
DIMETHYL SULFOXIDE	375.0	ppm	5000	PASS	<375.0
1,1,1,2-TETRAFLUOROETHANE	500.0	ppm	1000	PASS	<500.0
XYLENES, TOTAL	125.0	ppm	2170	PASS	<125.0
BUTANES, TOTAL	750.0	ppm	5000	PASS	<750.0
PROPANE	750.0	ppm	5000	PASS	<750.0
1,2-DICHLOROETHANE	1.3	ppm	5	PASS	<1.3
METHANOL	125.0	ppm	3000	PASS	<125.0
ETHANOL	125.0	ppm	5000	PASS	<125.0
ETHYL ETHER	125.0	ppm	5000	PASS	<125.0
ACETONE	125.0	ppm	5000	PASS	<125.0
2-PROPANOL	125.0	ppm	5000	PASS	<125.0
ACETONITRILE	125.0	ppm	410	PASS	<125.0
DICHLOROMETHANE	125.0	ppm	600	PASS	<125.0
ETHYL ACETATE	125.0	ppm	5000	PASS	<125.0
BENZENE	1.3	ppm	2	PASS	<1.3
N-HEPTANE	125.0	ppm	5000	PASS	<125.0
TOLUENE	125.0	ppm	890	PASS	<125.0
CHLOROFORM	1.3	ppm	60	PASS	<1.3

Weight:
0.0277g

Analysis Method : SOP.T.40.044.NY
Analyzed Date : 07/30/25 08:58:33

Certificate of Analysis

PASSED

ReliefLeaf



833 Oak Hill Rd
Esperance, NY, 12066, US
Telephone: (845) 702-6101
Email: info@headytreetree.com
License # : OCM-PROC-24-000029


Sample : AL50725004-001

Batch# : C005
Sampled : 07/25/25 12:13 PM

Sample Size Received : 9 units
Total Amount : 500 units
Sampling Method : SOP.T.20.010.NY

Page 5 of 6

 Microbial PASSED						 Mycotoxins PASSED					
Analyte	LOQ	Units	Result	Pass / Fail	Action Level	Analyte	LOQ	Units	Result	Pass / Fail	Action Level
TOTAL AEROBIC BACTERIA	100	CFU/g	<100	PASS	10000	TOTAL AFLATOXINS (B1, B2, G1, G2)	0.0100	ppm	<0.0100	PASS	0.02
TOTAL YEAST AND MOLD	100	CFU/g	<100	PASS	1000	AFLATOXIN G2	0.0100	ppm	<0.0100	PASS	0.02
ESCHERICHIA COLI SHIGELLA SPP	1		Not Present	PASS		AFLATOXIN G1	0.0100	ppm	<0.0100	PASS	0.02
SALMONELLA SPECIES	1		Not Present	PASS		AFLATOXIN B2	0.0100	ppm	<0.0100	PASS	0.02
ASPERGILLUS TERREUS	1		Not Present	PASS		AFLATOXIN B1	0.0100	ppm	<0.0100	PASS	0.02
ASPERGILLUS NIGER	1		Not Present	PASS		OCHRATOXIN A+	0.0100	ppm	<0.0100	PASS	0.02
ASPERGILLUS FLAVUS	1		Not Present	PASS							
ASPERGILLUS FUMIGATUS	1		Not Present	PASS		Weight:					
						0.5467g					
						Analysis Method : SOP.T.30.104.NY, SOP.T.40.104.NY					
						Analyzed Date : 07/30/25 10:58:23					
Weight:											
1.03g											
Analysis Method : SOP.T.40.058A.NY, SOP.T.40.058B.NY, SOP.T.40.056C, SOP.T.40.209.NY											
Analyzed Date : 07/28/25 10:54:45											


 Heavy Metals PASSED					
Metal	LOQ	Units	Result	Pass / Fail	Action Level
ANTIMONY	0.1000	ug/g	<0.1000	PASS	2
ARSENIC	0.1000	ug/g	<0.1000	PASS	0.2
CADMIUM	0.1000	ug/g	<0.1000	PASS	0.2
CHROMIUM	1.0000	ug/g	<1.0000	PASS	110
COPPER	1.0000	ug/g	<1.0000	PASS	30
LEAD	0.1000	ug/g	<0.1000	PASS	0.5
MERCURY	0.0100	ug/g	<0.0100	PASS	0.1
NICKEL	0.1000	ug/g	0.2436	PASS	2
Weight:					
0.2933g					
Analysis Method : SOP.T.30.084.NY, SOP.T.40.084.NY					
Analyzed Date : 07/28/25 10:41:08					



1 Winners Circle
Albany, NY, 12205, US
(833) 465-8378

Kaycha Labs

HAWAIIAN SNOWCONE -1G
Matrix : Derivative
Type: Vape Cartridge



Certificate of Analysis

PASSED

ReliefLeaf

833 Oak Hill Rd
Esperance, NY, 12066, US
Telephone: (845) 702-6101
Email: info@headytree.com
License # : OCM-PROC-24-000029

Sample : AL50725004-001

Batch# : C005
Sampled : 07/25/25 12:13 PM

Sample Size Received : 9 units
Total Amount : 500 units
Sampling Method : SOP.T.20.010.NY

Page 6 of 6

Homogeneity **PASSED**

Analyte	LOQ	Units	Pass/Fail	Result	Action Level
HOM1 TOTAL THC PERCENT DIFFERENCE	0.01	%	PASS	4.63	25
HOM1 TOTAL CBD PERCENT DIFFERENCE	0.01	%	PASS	ND	25
HOM2 TOTAL THC PERCENT DIFFERENCE	0.01	%	PASS	5.35	25
HOM2 TOTAL CBD PERCENT DIFFERENCE	0.01	%	PASS	ND	25
HOM3 TOTAL THC PERCENT DIFFERENCE	0.01	%	PASS	5.73	25
HOM3 TOTAL CBD PERCENT DIFFERENCE	0.01	%	PASS	ND	25
HOM4 TOTAL THC PERCENT DIFFERENCE	0.01	%	PASS	2.33	25
HOM4 TOTAL CBD PERCENT DIFFERENCE	0.01	%	PASS	ND	25
HOM5 TOTAL THC PERCENT DIFFERENCE	0.01	%	PASS	4.10	25
HOM5 TOTAL CBD PERCENT DIFFERENCE	0.01	%	PASS	ND	25

Analysis Method : SOP.T.30.031.NY, SOP.T.40.031.NY
Analyzed Date : 07/30/25 08:58:23

Homogeneity testing is performed utilizing High Performance Liquid Chromatography with UV detection in accordance with F.S. Rule 64ER20-39.

This Kaycha Labs Certification shall not be reproduced, unless in its entirety, without written approval from Kaycha Labs. The results relate only to the material or product analyzed. ND=Not Detected, ppm=Parts Per Million, ppb=Parts Per Billion, RSD=Relative Standard Deviation. Limit of Detection (LOD) and Limit Of Quantitation (LOQ) are terms used to describe the smallest concentration that can be detected and reliably measured by an analytical procedure, respectively. Action Levels are State determined thresholds based on 9 New York Codes, Rules and Regulations (NYCRR) Part 130 and Cannabis Law. The Measurement of Uncertainty (MU) error is available from the lab upon request. The "Decision Rule" for pass/fail does not include the MU. Any calculated totals may contain rounding errors.

Erica Troy
Lab Director

NY Permit # OCM-CPL-2022-00006
ISO 17025 Accreditation # 97164

Signature
07/30/25