



Certificate of Analysis

FOR COMPLIANCE

PASSED



Harvest/Lot ID: NA
Batch #: HAINYCRSN1029
Production Method: Pressing
Total Amount: 315 units
Retail Product Size: 1 gram
Retail Serving Size: 1 gram
Servings: 1

Lab ID: AL51115010-027
Sampled Date: 11/15/25
Sample Collection Time: 11:30 AM
Sampling End: 12:20 PM
Sampling Method: SOP.T.20.010.NY
Sample Size: 8 units
Completed: 11/20/25
Revised: 11/25/25

CannaCure NY INC.

2625
Flushing, NY, 11354, US
License # : OCM-PROC-24-000134

SAFETY RESULTS

MISC.

| | | | | | | | | |
|-----------------------------------------------------------------------------------|-----------------------------------------------------------------------------------|-----------------------------------------------------------------------------------|-----------------------------------------------------------------------------------|-----------------------------------------------------------------------------------|-----------------------------------------------------------------------------------|-------------------------------------------------------------------------------------|-------------------------------------------------------------------------------------|-------------------------------------------------------------------------------------|
|  |  |  |  |  |  |  |  |  |
| Pesticide PASSED | Heavy Metals PASSED | Microbial PASSED | Mycotoxins PASSED | Solvents PASSED | Filtration/Foreign Material NOT TESTED | Water Activity NOT TESTED | Moisture Content NOT TESTED | Terpenes PASSED |

Cannabinoid **PASSED**



Total THC
77.3002%
Total THC : 773.0022 mg



Total CBD
0.2087%
Total CBD : 2.0873 mg



Total Cannabinoids
89.7010%
Total Cannabinoids/Container :
897.0100 mg

| | (6AR,9R) D10-THC | (6AR,9S) D10-THC | CBC | CBD | CBDA | CBDV | CBG | D8-THC | CBGA | CBN | D9-THC | THCA | THCV |
|-----------|---------------------|---------------------|---------|---------|--------|---------|--------|---------|---------|---------|---------|----------|---------|
| % | 0.1210 | 0.2620 | <0.1000 | <0.1000 | 0.2380 | <0.1000 | 0.2990 | <0.1000 | 1.4260 | <0.1000 | 2.4950 | 84.8600 | <0.1000 |
| mg/unit | 1.2100 | 2.6200 | <1.0000 | <1.0000 | 2.3800 | <1.0000 | 2.9900 | <1.0000 | 14.2600 | <1.0000 | 24.9500 | 848.6000 | <1.0000 |
| LOQ | 0.1000 | 0.1000 | 0.1000 | 0.1000 | 0.1000 | 0.1000 | 0.1000 | 0.1000 | 0.1000 | 0.1000 | 0.1000 | 0.1000 | 0.1000 |
| Qualifier | % | % | % | % | % | % | % | % | % | % | % | % | % |

Weight:
0.1547g

Analysis Method : SOP.T.30.031.NY, SOP.T.40.031.NY
Analyzed Date : 11/19/25 09:20:50

This Kaycha Labs Certification shall not be reproduced, unless in its entirety, without written approval from Kaycha Labs. The results relate only to the material or product analyzed. ND=Not Detected, ppm=Parts Per Million, ppb=Parts Per Billion, RSD=Relative Standard Deviation. Limit of Detection (LOD) and Limit of Quantitation (LOQ) are terms used to describe the smallest concentration that can be detected and reliably measured by an analytical procedure, respectively. Action Levels are State determined thresholds based on 9 New York Codes, Rules and Regulations (NYCRR) Part 130 and Cannabis Law. The Measurement of Uncertainty (MU) error is available from the lab upon request. The "Decision Rule" for pass/fail does not include the MU. Any calculated totals may contain rounding errors.

Erica Troy
Lab Director

State License # OCM-
CPL-2022-00006
ISO 17025 Accreditation #
97164



Signature
11/20/25

Revision: #1 -
Report revised to
update sample name,
batch id, and
production method
per client request.

Revision: #1 This revision supersedes any and all previous versions of this document.




Certificate of Analysis

CannaCure NY INC.
2625
Flushing, NY, 11354, US
License #: OCM-PROC-24-000134

Sample: AL51115010-027
Batch #: HAINYCRSN1029
Harvest/Lot ID: NA

Ordered: 11/15/25
Sampled: 11/15/25
Completed: 11/20/25

PASSED



Label Claim Verification

PASSED

| ANALYTES | UNIT | LOQ | LIMIT | PASS/FAIL | RESULT | QUALIFIER |
|----------|------|-----|-------|-----------|--------|-----------|
|----------|------|-----|-------|-----------|--------|-----------|

Weight:

Analysis Method : N/A
Analyzed Date : 11/19/25 16:07:10



Terpenes

PASSED

| ANALYTES | UNIT | LOQ | LIMIT | PASS/FAIL | RESULT (%) | (MG/UNIT) | QUALIFIER |
|---------------------|------|--------|-------|-----------|------------|-----------|-----------|
| TOTAL TERPENES | | 0.1000 | 11.5 | PASS | 4.8500 | 48.5000 | |
| BETA-CARYOPHYLLENE | | 0.0040 | 10 | PASS | 1.7500 | 17.5000 | |
| LIMONENE | | 0.0040 | 10 | PASS | 0.7600 | 7.6000 | |
| ALPHA-HUMULENE | | 0.0040 | 10 | PASS | 0.6200 | 6.2000 | |
| LINALOOL | | 0.0040 | 10 | PASS | 0.3900 | 3.9000 | |
| ALPHA-BISABOLOL | | 0.0040 | 10 | PASS | 0.3800 | 3.8000 | |
| BETA-PINENE | | 0.0040 | 10 | PASS | 0.1700 | 1.7000 | |
| GERANIOL | | 0.0040 | 10 | PASS | 0.1300 | 1.3000 | |
| VALENCENE | | 0.0040 | 10 | PASS | 0.1200 | 1.2000 | |
| ALPHA TERPINEOL | | 0.0040 | 10 | PASS | 0.1000 | 1.0000 | |
| FENCHYL ALCOHOL | | 0.0040 | 10 | PASS | 0.1000 | 1.0000 | |
| BETA-MYRCENE | | 0.0040 | 10 | PASS | 0.1000 | 1.0000 | |
| ALPHA-PINENE | | 0.0040 | 10 | PASS | 0.0900 | 0.9000 | |
| CARYOPHYLLENE OXIDE | | 0.0040 | 10 | PASS | 0.0600 | 0.6000 | |
| FARNESENE | | 0.0400 | 10 | PASS | 0.0500 | 0.5000 | |
| CAMPHENE | | 0.0040 | 10 | PASS | 0.0300 | 0.3000 | |
| GUAJOL | | 0.0040 | 10 | PASS | <0.0040 | <0.0400 | |
| MENTHOL | | 0.0040 | 10 | PASS | <0.0040 | <0.0400 | |
| OCIMENE | | 0.0040 | 10 | PASS | <0.0040 | <0.0400 | |
| TERPINOLENE | | 0.0040 | 10 | PASS | <0.0040 | <0.0400 | |
| ALPHA-PHELLANDRENE | | 0.0040 | 10 | PASS | <0.0040 | <0.0400 | |
| ALPHA-TERPINENE | | 0.0040 | 10 | PASS | <0.0040 | <0.0400 | |

Weight:
0.8227g

Analysis Method : SOP.T.30.064.NY, SOP.T.40.064.NY
Analyzed Date : 11/20/25 17:30:38



Pesticide

PASSED

| ANALYTES | UNIT | LOQ | LIMIT | PASS/FAIL | RESULT | QUALIFIER |
|-----------------------|------|--------|-------|-----------|---------|-----------|
| PRALLETHRIN | ppm | 0.1000 | 0.2 | PASS | <0.1000 | |
| ACEQUINOCYL | ppm | 0.1000 | 2 | PASS | <0.1000 | |
| PYRETHRINS, TOTAL | ppm | 0.1000 | 1 | PASS | <0.1000 | |
| AZADIRACTIN | ppm | 0.1000 | 1 | PASS | <0.1000 | |
| INDOLE-3-BUTYRIC ACID | ppm | 0.1000 | 1 | PASS | <0.1000 | |
| MYCLOBUTANIL | ppm | 0.1000 | 0.2 | PASS | <0.1000 | |
| PIPERONYL BUTOXIDE | ppm | 0.1000 | 2 | PASS | <0.1000 | |
| ABAMECTIN B1A | ppm | 0.1000 | 0.5 | PASS | <0.1000 | |
| ACEPHATE | ppm | 0.1000 | 0.4 | PASS | <0.1000 | |
| ACETAMIPRID | ppm | 0.1000 | 0.2 | PASS | <0.1000 | |
| ALDICARB | ppm | 0.1000 | 0.4 | PASS | <0.1000 | |
| AZOXYSTROBIN | ppm | 0.1000 | 0.2 | PASS | <0.1000 | |

This Kaycha Labs Certification shall not be reproduced, unless in its entirety, without written approval from Kaycha Labs. The results relate only to the material or product analyzed. ND=Not Detected, ppm=Parts Per Million, ppb=Parts Per Billion, RSD=Relative Standard Deviation. Limit of Detection (LOD) and Limit Of Quantitation (LOQ) are terms used to describe the smallest concentration that can be detected and reliably measured by an analytical procedure, respectively. Action Levels are State determined thresholds based on 9 New York Codes, Rules and Regulations (NYCRR) Part 130 and Cannabis Law. The Measurement of Uncertainty (MU) error is available from the lab upon request. The "Decision Rule" for pass/fail does not include the MU. Any calculated totals may contain rounding errors.

Erica Troy
Lab Director

State License # OCM-
CPL-2022-00006
ISO 17025 Accreditation #
97164



Signature
11/20/25

Revision: #1 -
Report revised to
update sample name,
batch id, and
production method
per client request.




Certificate of Analysis

CannaCure NY INC.
2625
Flushing, NY, 11354, US
License #: OCM-PROC-24-000134

Sample: AL51115010-027
Batch #: HAINYCRSN1029
Harvest/Lot ID: NA

Ordered: 11/15/25
Sampled: 11/15/25
Completed: 11/20/25

PASSED



Pesticide

PASSED

| ANALYTES | UNIT | LOQ | LIMIT | PASS/FAIL | RESULT | QUALIFIER |
|----------------------|------|--------|-------|-----------|---------|-----------|
| CHLORMEQUAT CHLORIDE | ppm | 0.1000 | 1 | PASS | <0.1000 | |
| BIFENAZATE | ppm | 0.1000 | 0.2 | PASS | <0.1000 | |
| BIFENTHRIN | ppm | 0.1000 | 0.2 | PASS | <0.1000 | |
| CARBARYL | ppm | 0.1000 | 0.2 | PASS | <0.1000 | |
| CHLORPYRIFOS | ppm | 0.1000 | 0.2 | PASS | <0.1000 | |
| COUMAPHOS | ppm | 0.1000 | 1 | PASS | <0.1000 | |
| DAMINOZIDE | ppm | 0.1000 | 1 | PASS | <0.1000 | |
| CARBOFURAN | ppm | 0.1000 | 0.2 | PASS | <0.1000 | |
| BOSCALID | ppm | 0.1000 | 0.4 | PASS | <0.1000 | |
| CHLORANTRANILIPROLE | ppm | 0.1000 | 0.2 | PASS | <0.1000 | |
| DIAZINON | ppm | 0.1000 | 0.2 | PASS | <0.1000 | |
| CLOFENTEZINE | ppm | 0.1000 | 0.2 | PASS | <0.1000 | |
| DICHLORVOS | ppm | 0.1000 | 1 | PASS | <0.1000 | |
| DIMETHOATE | ppm | 0.1000 | 0.2 | PASS | <0.1000 | |
| DIMETHOMORPH | ppm | 0.1000 | 1 | PASS | <0.1000 | |
| ETHOPROPHOS | ppm | 0.1000 | 0.2 | PASS | <0.1000 | |
| ETOFENPROX | ppm | 0.1000 | 0.4 | PASS | <0.1000 | |
| ETOXAZOLE | ppm | 0.1000 | 0.2 | PASS | <0.1000 | |
| FENHEXAMID | ppm | 0.1000 | 1 | PASS | <0.1000 | |
| FENOXYCARB | ppm | 0.1000 | 0.2 | PASS | <0.1000 | |
| FENPYROXIMATE | ppm | 0.1000 | 0.4 | PASS | <0.1000 | |
| FIPRONIL | ppm | 0.1000 | 0.4 | PASS | <0.1000 | |
| FLONICAMID | ppm | 0.1000 | 1 | PASS | <0.1000 | |
| FLUDIOXONIL | ppm | 0.1000 | 0.4 | PASS | <0.1000 | |
| HEXYTHIAZOX | ppm | 0.1000 | 1 | PASS | <0.1000 | |
| IMAZALIL | ppm | 0.1000 | 0.2 | PASS | <0.1000 | |
| IMIDACLOPRID | ppm | 0.1000 | 0.4 | PASS | <0.1000 | |
| KRESOXIM METHYL | ppm | 0.1000 | 0.4 | PASS | <0.1000 | |
| MALATHION | ppm | 0.1000 | 0.2 | PASS | <0.1000 | |
| METALAXYL | ppm | 0.1000 | 0.2 | PASS | <0.1000 | |
| METHIOCARB | ppm | 0.1000 | 0.2 | PASS | <0.1000 | |
| METHOMYL | ppm | 0.1000 | 0.4 | PASS | <0.1000 | |
| MEVINPHOS | ppm | 0.1000 | 1 | PASS | <0.1000 | |
| NALED | ppm | 0.1000 | 0.5 | PASS | <0.1000 | |
| OXAMYL | ppm | 0.1000 | 1 | PASS | <0.1000 | |
| PACLOBUTRAZOL | ppm | 0.1000 | 0.4 | PASS | <0.1000 | |
| PERMETHRIN | ppm | 0.1000 | 0.2 | PASS | <0.1000 | |
| PHOSMET | ppm | 0.1000 | 0.2 | PASS | <0.1000 | |
| PROPICONAZOLE | ppm | 0.1000 | 0.4 | PASS | <0.1000 | |
| PROPOXUR | ppm | 0.1000 | 0.2 | PASS | <0.1000 | |
| PYRIDABEN | ppm | 0.1000 | 0.2 | PASS | <0.1000 | |
| SPINETORAM, TOTAL | ppm | 0.1000 | 1 | PASS | <0.1000 | |
| SPINOSAD, TOTAL | ppm | 0.1000 | 0.2 | PASS | <0.1000 | |
| SPIROMESIFEN | ppm | 0.1000 | 0.2 | PASS | <0.1000 | |
| SPIROTETRAMAT | ppm | 0.1000 | 0.2 | PASS | <0.1000 | |
| SPIROXAMINE | ppm | 0.1000 | 0.2 | PASS | <0.1000 | |
| TEBUCONAZOLE | ppm | 0.1000 | 0.4 | PASS | <0.1000 | |
| THIACLOPRID | ppm | 0.1000 | 0.2 | PASS | <0.1000 | |
| THIAMETHOXAM | ppm | 0.1000 | 0.2 | PASS | <0.1000 | |
| TRIFLOXYSTROBIN | ppm | 0.1000 | 0.2 | PASS | <0.1000 | |
| CAPTAN | ppm | 0.1000 | 1 | PASS | <0.1000 | |
| CHLORDANE | ppm | 0.1000 | 1 | PASS | <0.1000 | |
| CHLORFENAPYR | ppm | 0.1000 | 1 | PASS | <0.1000 | |
| CYFLUTHRIN | ppm | 0.1000 | 1 | PASS | <0.1000 | |

This Kaycha Labs Certification shall not be reproduced, unless in its entirety, without written approval from Kaycha Labs. The results relate only to the material or product analyzed. ND=Not Detected, ppm=Parts Per Million, ppb=Parts Per Billion, RSD=Relative Standard Deviation. Limit of Detection (LOD) and Limit Of Quantitation (LOQ) are terms used to describe the smallest concentration that can be detected and reliably measured by an analytical procedure, respectively. Action Levels are State determined thresholds based on 9 New York Codes, Rules and Regulations (NYCRR) Part 130 and Cannabis Law. The Measurement of Uncertainty (MU) error is available from the lab upon request. The "Decision Rule" for pass/fail does not include the MU. Any calculated totals may contain rounding errors.

Erica Troy
Lab Director

State License # OCM-
CPL-2022-00006
ISO 17025 Accreditation #
97164



Signature
11/20/25

Revision: #1 -
Report revised to
update sample name,
batch id, and
production method
per client request.



Certificate of Analysis

Pages 4 of 5

CannaCure NY INC.
2625
Flushing, NY, 11354, US
License #: OCM-PROC-24-000134

Sample: AL51115010-027
Batch #: HAINYCRSN1029
Harvest/Lot ID: NA

Ordered: 11/15/25
Sampled: 11/15/25
Completed: 11/20/25

PASSED



Pesticide

PASSED

| ANALYTES | UNIT | LOQ | LIMIT | PASS/FAIL | RESULT | QUALIFIER |
|-------------------------|------|--------|-------|-----------|---------|-----------|
| CYPERMETHRIN | ppm | 0.1000 | 1 | PASS | <0.1000 | |
| METHYL PARATHION | ppm | 0.1000 | 0.2 | PASS | <0.1000 | |
| MGK-264 | ppm | 0.1000 | 0.2 | PASS | <0.1000 | |
| PENTACHLORONITROBENZENE | ppm | 0.1000 | 1 | PASS | <0.1000 | |

Weight:
0.5302g

Analysis Method : SOP.T.40.104.NY, SOP.T30.104.NY and SOP.T.40.154.NY
Analyzed Date : 11/20/25 11:40:25

Weight:
0.5302g

Analysis Method : SOP.T.40.154.NY
Analyzed Date : 11/20/25 09:48:05



Residual Solvents

PASSED

| ANALYTES | UNIT | LOQ | LIMIT | PASS/FAIL | RESULT | QUALIFIER |
|---------------------------|------|-------|-------|-----------|--------|-----------|
| PENTANES, TOTAL | ppm | 125.0 | 5000 | PASS | <125.0 | |
| HEXANE, TOTAL | ppm | 125.0 | 290 | PASS | <125.0 | |
| 1,1,1-TRICHLOROETHANE | ppm | 375.0 | 1500 | PASS | <375.0 | |
| DIMETHYL SULFOXIDE | ppm | 375.0 | 5000 | PASS | <375.0 | |
| 1,1,1,2-TETRAFLUOROETHANE | ppm | 500.0 | 1000 | PASS | <500.0 | |
| XYLENES, TOTAL | ppm | 125.0 | 2170 | PASS | <125.0 | |
| BUTANES, TOTAL | ppm | 750.0 | 5000 | PASS | <750.0 | |
| PROPANE | ppm | 750.0 | 5000 | PASS | <750.0 | |
| 1,2-DICHLOROETHANE | ppm | 1.2 | 5 | PASS | <1.2 | |
| METHANOL | ppm | 125.0 | 3000 | PASS | <125.0 | |
| ETHANOL | ppm | 125.0 | 5000 | PASS | <125.0 | |
| ETHYL ETHER | ppm | 125.0 | 5000 | PASS | <125.0 | |
| ACETONE | ppm | 125.0 | 5000 | PASS | <125.0 | |
| 2-PROPANOL | ppm | 125.0 | 5000 | PASS | <125.0 | |
| ACETONITRILE | ppm | 125.0 | 410 | PASS | <125.0 | |
| DICHLOROMETHANE | ppm | 125.0 | 600 | PASS | <125.0 | |
| ETHYL ACETATE | ppm | 125.0 | 5000 | PASS | <125.0 | |
| BENZENE | ppm | 1.2 | 2 | PASS | <1.2 | |
| N-HEPTANE | ppm | 125.0 | 5000 | PASS | <125.0 | |
| TOLUENE | ppm | 125.0 | 890 | PASS | <125.0 | |
| CHLOROFORM | ppm | 1.2 | 60 | PASS | <1.2 | |

Weight:
0.0264g

Analysis Method : SOP.T.40.044.NY
Analyzed Date : 11/18/25 13:14:24



Microbial

PASSED

| ANALYTES | UNIT | LOQ | LIMIT | PASS/FAIL | RESULT | QUALIFIER |
|------------------------|-------|-----|-------|-----------|--------|-----------|
| TOTAL AEROBIC BACTERIA | CFU/g | 10 | 10000 | PASS | ND | |
| TOTAL YEAST AND MOLD | CFU/g | 10 | 1000 | PASS | ND | |

This Kaycha Labs Certification shall not be reproduced, unless in its entirety, without written approval from Kaycha Labs. The results relate only to the material or product analyzed. ND=Not Detected, ppm=Parts Per Million, ppb=Parts Per Billion, RSD=Relative Standard Deviation. Limit of Detection (LOD) and Limit Of Quantitation (LOQ) are terms used to describe the smallest concentration that can be detected and reliably measured by an analytical procedure, respectively. Action Levels are State determined thresholds based on 9 New York Codes, Rules and Regulations (NYCRR) Part 130 and Cannabis Law. The Measurement of Uncertainty (MU) error is available from the lab upon request. The "Decision Rule" for pass/fail does not include the MU. Any calculated totals may contain rounding errors.

Erica Troy
Lab Director

State License # OCM-
CPL-2022-00006
ISO 17025 Accreditation #
97164



Signature
11/20/25

Revision: #1 -
Report revised to
update sample name,
batch id, and
production method
per client request.

Revision: #1 This revision supersedes any and all previous versions of this document.



Certificate of Analysis

Pages 5 of 5

CannaCure NY INC.
2625
Flushing, NY, 11354, US
License #: OCM-PROC-24-000134

Sample: AL51115010-027
Batch #: HAINYCRSN1029
Harvest/Lot ID: NA

Ordered: 11/15/25
Sampled: 11/15/25
Completed: 11/20/25

PASSED




Microbial

PASSED

| ANALYTES | UNIT | LOQ | LIMIT | PASS/FAIL | RESULT | QUALIFIER |
|--------------------------------|------|-----|-------------|-----------|-------------|-----------|
| ESCHERICHIA COLI/SHIGELLA SPP. | | 0 | Not Present | PASS | Not Present | |
| SALMONELLA SPECIES | | 0 | Not Present | PASS | Not Present | |
| ASPERGILLUS TERREUS | | 0 | Not Present | PASS | Not Present | |
| ASPERGILLUS NIGER | | 0 | Not Present | PASS | Not Present | |
| ASPERGILLUS FLAVUS | | 0 | Not Present | PASS | Not Present | |
| ASPERGILLUS FUMIGATUS | | 0 | Not Present | PASS | Not Present | |

Weight:
0.81g

Analysis Method : SOP.T.40.058A.NY, SOP.T.40.058B.NY, SOP.T.40.056C, SOP.T.40.209.NY
Analyzed Date : 11/18/25 09:55:04



Mycotoxins

PASSED

| ANALYTES | UNIT | LOQ | LIMIT | PASS/FAIL | RESULT | QUALIFIER |
|-----------------------------------|------|--------|-------|-----------|---------|-----------|
| TOTAL AFLATOXINS (B1, B2, G1, G2) | ppm | 0.0100 | 0.02 | PASS | <0.0100 | |
| AFLATOXIN G2 | ppm | 0.0100 | 0.02 | PASS | <0.0100 | |
| AFLATOXIN G1 | ppm | 0.0100 | 0.02 | PASS | <0.0100 | |
| AFLATOXIN B2 | ppm | 0.0100 | 0.02 | PASS | <0.0100 | |
| AFLATOXIN B1 | ppm | 0.0100 | 0.02 | PASS | <0.0100 | |
| OCHRATOXIN A+ | ppm | 0.0100 | 0.02 | PASS | <0.0100 | |

Weight:
0.5302g

Analysis Method : SOP.T.30.104.NY, SOP.T.40.104.NY
Analyzed Date : 11/20/25 11:37:47



Heavy Metals

PASSED

| ANALYTES | UNIT | LOQ | LIMIT | PASS/FAIL | RESULT | QUALIFIER |
|----------|------|--------|-------|-----------|---------|-----------|
| ANTIMONY | ug/g | 0.1000 | 2 | PASS | ND | |
| ARSENIC | ug/g | 0.1000 | 0.2 | PASS | ND | |
| CADMIUM | ug/g | 0.1000 | 0.2 | PASS | ND | |
| CHROMIUM | ug/g | 1.0000 | 110 | PASS | ND | |
| COPPER | ug/g | 1.0000 | 30 | PASS | ND | |
| LEAD | ug/g | 0.1000 | 0.5 | PASS | <0.1000 | |
| MERCURY | ug/g | 0.0100 | 0.1 | PASS | ND | |
| NICKEL | ug/g | 0.1000 | 2 | PASS | ND | |

Weight:
0.4768g

Analysis Method : SOP.T.30.084.NY, SOP.T.40.084.NY
Analyzed Date : 11/19/25 09:56:49

This Kaycha Labs Certification shall not be reproduced, unless in its entirety, without written approval from Kaycha Labs. The results relate only to the material or product analyzed. ND=Not Detected, ppm=Parts Per Million, ppb=Parts Per Billion, RSD=Relative Standard Deviation. Limit of Detection (LOD) and Limit Of Quantitation (LOQ) are terms used to describe the smallest concentration that can be detected and reliably measured by an analytical procedure, respectively. Action Levels are State determined thresholds based on 9 New York Codes, Rules and Regulations (NYCRR) Part 130 and Cannabis Law. The Measurement of Uncertainty (MU) error is available from the lab upon request. The "Decision Rule" for pass/fail does not include the MU. Any calculated totals may contain rounding errors.

Erica Troy
Lab Director

State License # OCM-
CPL-2022-00006
ISO 17025 Accreditation #
97164



Signature
11/20/25

Revision: #1 -
Report revised to
update sample name,
batch id, and
production method
per client request.

Revision: #1 This revision supersedes any and all previous versions of this document.