



Certificate of Analysis

FOR COMPLIANCE

Laboratory Sample ID: AL41105002-003



Production Method: Cured

Harvest/Lot ID: 0163

Batch#: 0163

Sample Size Received: 20 units

Total Amount: 10000 units

Retail Product Size: 1 gram

Retail Serving Size: 1 gram

Servings: 1

Sampled: 11/05/24 03:20 PM

Sampling Start: 03:20 PM

Sampling End: 04:00 PM

Sampling Method: SOP.T.20.010.NY

ReliefLeaf

License # : OCM-PROC-24-000029

833 Oak Hill Rd
Esperance, NY, 12066, US



PASSED

Pages 1 of 5

SAFETY RESULTS



Pesticides
PASSED



Heavy Metals
PASSED



Microbials
PASSED



Mycotoxins
PASSED



Residuals
Solvents
NOT TESTED



Filtration
PASSED



Water Activity
PASSED



Moisture
PASSED



Terpenes
TESTED

MISC.



Cannabinoid

PASSED



Total THC
28.3089%

Total THC/Container : 283.0890 mg



Total CBD
<0.1000

Total CBD/Container : 0.0000 mg



Total Cannabinoids
32.6823%

Total Cannabinoids/Container : 326.8230 mg



	(6AR,9R) D10-THC	(6AR,9S) D10-THC	CBC	CBD	CBDA	CBDV	CBG	DB-THC	CBGA	CBN	D9-THC	THCA	THCV
%	<0.1000	<0.1000	<0.1000	<0.1000	<0.1000	<0.1000	<0.1000	<0.1000	0.5029	<0.1000	0.7125	31.4669	<0.1000
mg/unit	<1.000	<1.000	<1.000	<1.000	<1.000	<1.000	<1.000	<1.000	5.029	<1.000	7.125	314.669	<1.000
LOQ	0.1000	0.1000	0.1000	0.1000	0.1000	0.1000	0.1000	0.1000	0.1000	0.1000	0.1000	0.1000	0.1000
	%	%	%	%	%	%	%	%	%	%	%	%	%

Weight:
0.2451g

Analysis Method : SOP.T.30.031.NY, SOP.T.40.031.NY
Analyzed Date : 11/08/24 13:34:54

This Kaycha Labs Certification shall not be reproduced, unless in its entirety, without written approval from Kaycha Labs. The results relate only to the material or product analyzed. ND=Not Detected, ppm=Parts Per Million, ppb=Parts Per Billion, RSD=Relative Standard Deviation. Limit of Detection (LOD) and Limit Of Quantitation (LOQ) are terms used to describe the smallest concentration that can be detected and reliably measured by an analytical procedure, respectively. Action Levels are State determined thresholds based on 9 New York Codes, Rules and Regulations (NYCRR) Part 130 and Cannabis Law. The Measurement of Uncertainty (MU) error is available from the lab upon request. The "Decision Rule" for pass/fail does not include the MU. Any calculated totals may contain rounding errors.

Erica Troy

Lab Director

NY Permit # OCM-CPL-2022-00006
ISO 17025 Accreditation # 97164



Signature
11/08/24



1 Winners Circle
Albany, NY, 12205, US
(833) 465-8378

Kaycha Labs

Candy Fumez 1.0g Pre-roll
Candy Fumez
Matrix : Flower
Type: Pre-roll



Certificate of Analysis

PASSED

ReliefLeaf

833 Oak Hill Rd
Esperance, NY, 12066, US
Telephone: (845) 702-6101
Email: info@headytrees.com
License #: OCM-PROC-24-000029

Sample : AL41105002-003
Harvest/Lot ID: 0163
Batch #: 0163
Sampled : 11/05/24 03:20 PM

Sample Size Received : 20 units
Total Amount : 10000 units
Sampling Method : SOP.T.20.010.NY

Page 2 of 5



Terpenes

TESTED

Terpenes	LOQ (%)	mg/unit	%	Result (%)	Terpenes	LOQ (%)	mg/unit	%	Result (%)
LIMONENE	0.00	6.600	0.6600		Weight:				
BETA-CARYOPHYLLENE	0.00	4.000	0.4000		1.0313g				
BETA-MYRCENE	0.00	2.300	0.2300		Analysis Method : SOP.T.30.064.NY, SOP.T.40.064.NY				
LINALOOL	0.00	1.700	0.1700		Analyzed Date : 11/08/24 13:16:07				
ALPHA-HUMULENE	0.00	1.500	0.1500						
BETA-PINENE	0.00	1.100	0.1100						
ALPHA TERPINEOL	0.00	0.800	0.0800						
FENCHYL ALCOHOL	0.00	0.800	0.0800						
ALPHA-BISABOLOL	0.00	0.600	0.0600						
ALPHA-PINENE	0.00	0.600	0.0600						
GERANIOL	0.00	0.200	0.0200						
GUAIOL	0.00	0.200	0.0200						
OCIMENE	0.00	0.200	0.0200						
CAMPHENE	0.00	0.100	0.0100						
CARYOPHYLLENE OXIDE	0.00	0.100	0.0100						
VALENCENE	0.00	0.100	0.0100						
FARNESENE	0.10	<1.000	<0.1000						
TERPINOLENE	0.00	<0.040	<0.0040						
MENTHOL	0.00	<0.040	<0.0040						
ALPHA-PHELLANDRENE	0.00	<0.040	<0.0040						
ALPHA-TERPINENE	0.00	<0.040	<0.0040						
Total (%)			2.0900						

This Kaycha Labs Certification shall not be reproduced, unless in its entirety, without written approval from Kaycha Labs. The results relate only to the material or product analyzed. ND=Not Detected, ppm=Parts Per Million, ppb=Parts Per Billion, RSD=Relative Standard Deviation. Limit of Detection (LOD) and Limit Of Quantitation (LOQ) are terms used to describe the smallest concentration that can be detected and reliably measured by an analytical procedure, respectively. Action Levels are State determined thresholds based on 9 New York Codes, Rules and Regulations (NYCRR) Part 130 and Cannabis Law. The Measurement of Uncertainty (MU) error is available from the lab upon request. The "Decision Rule" for pass/fail does not include the MU. Any calculated totals may contain rounding errors.

Erica Troy
Lab Director

NY Permit # OCM-CPL-2022-00006
ISO 17025 Accreditation # 97164

Signature
11/08/24



Certificate of Analysis

PASSED

ReliefLeaf

833 Oak Hill Rd
Esperance, NY, 12066, US
Telephone: (845) 702-6101
Email: info@headytrees.com
License # : OCM-PROC-24-000029

Sample : AL41105002-003
Harvest/Lot ID: 0163

Batch# : 0163
Sampled : 11/05/24 03:20 PM

Sample Size Received : 20 units
Total Amount : 10000 units
Sampling Method : SOP.T.20.010.NY

Page 3 of 5



Pesticides

PASSED

Pesticide	LOQ	Units	Action Level	Pass/Fail	Result	Pesticide	LOQ	Units	Action Level	Pass/Fail	Result
ACEQUINOCLYL	0.1000	ppm	2	PASS	<0.1000	PACLOBUTRAZOL	0.1000	ppm	0.4	PASS	<0.1000
PYRETHRINS, TOTAL	0.1000	ppm	1	PASS	<0.1000	PERMETHRIN	0.1000	ppm	0.2	PASS	<0.1000
AZADIRACTHIN	0.1000	ppm	1	PASS	<0.1000	PHOSMET	0.1000	ppm	0.2	PASS	<0.1000
INDOLE-3-BUTYRIC ACID	0.1000	ppm	1	PASS	<0.1000	PRALLETHRIN	0.1000	ppm	0.2	PASS	<0.1000
MYCLOBUTANIL	0.1000	ppm	0.2	PASS	<0.1000	PROPICONAZOLE	0.1000	ppm	0.4	PASS	<0.1000
PIPERONYL BUTOXIDE	0.1000	ppm	2	PASS	<0.1000	PROPOXUR	0.1000	ppm	0.2	PASS	<0.1000
ABAMECTIN B1A	0.1000	ppm	0.5	PASS	<0.1000	PYRIDABEN	0.1000	ppm	0.2	PASS	<0.1000
ACEPHATE	0.1000	ppm	0.4	PASS	<0.1000	SPINETORAM, TOTAL	0.1000	ppm	1	PASS	<0.1000
ACETAMIPRID	0.1000	ppm	0.2	PASS	<0.1000	SPINOSAD, TOTAL	0.1000	ppm	0.2	PASS	<0.1000
ALDICARB	0.1000	ppm	0.4	PASS	<0.1000	SPIROMESIFEN	0.1000	ppm	0.2	PASS	<0.1000
AZOXYSTROBIN	0.1000	ppm	0.2	PASS	<0.1000	SPIROTETRAMAT	0.1000	ppm	0.2	PASS	<0.1000
CHLORMEQUAT CHLORIDE	0.1000	ppm	1	PASS	<0.1000	SPIROXAMINE	0.1000	ppm	0.2	PASS	<0.1000
BIFENAZATE	0.1000	ppm	0.2	PASS	<0.1000	TEBUCONAZOLE	0.1000	ppm	0.4	PASS	<0.1000
BIFENTHRIN	0.1000	ppm	0.2	PASS	<0.1000	THIACLOPRID	0.1000	ppm	0.2	PASS	<0.1000
CHLORPYRIFOS	0.1000	ppm	0.2	PASS	<0.1000	THIAMETHOXAM	0.1000	ppm	0.2	PASS	<0.1000
COUMAPHOS	0.1000	ppm	1	PASS	<0.1000	TRIFLOXYSTROBIN	0.1000	ppm	0.2	PASS	<0.1000
CARBARYL	0.1000	ppm	0.2	PASS	<0.1000	CAPTAN *	0.1000	ppm	1	PASS	<0.1000
DAMINOZIDE	0.1000	ppm	1	PASS	<0.1000	CHLORDANE *	0.1000	ppm	1	PASS	<0.1000
CARBOFURAN	0.1000	ppm	0.2	PASS	<0.1000	CHLORFENAPYR *	0.1000	ppm	1	PASS	<0.1000
BOSCALID	0.1000	ppm	0.4	PASS	<0.1000	CYFLUTHRIN *	0.1000	ppm	1	PASS	<0.1000
CHLORANTRANILIPROLE	0.1000	ppm	0.2	PASS	<0.1000	CYPERMETHRIN *	0.1000	ppm	1	PASS	<0.1000
DIAZINON	0.1000	ppm	0.2	PASS	<0.1000	METHYL PARATHION *	0.1000	ppm	0.2	PASS	<0.1000
CLOFENTEZINE	0.1000	ppm	0.2	PASS	<0.1000	MGK-264 *	0.1000	ppm	0.2	PASS	<0.1000
DICHLORVOS	0.1000	ppm	1	PASS	<0.1000	PENTACHLORONITROBENZENE *	0.1000	ppm	1	PASS	<0.1000
DIMETHOATE	0.1000	ppm	0.2	PASS	<0.1000	Weight:					
DIMETHOMORPH	0.1000	ppm	1	PASS	<0.1000	0.9982g					
ETHOPROPHOS	0.1000	ppm	0.2	PASS	<0.1000	Analysis Method : SOP.T.40.104.NY, SOP.T30.104.NY and SOP.T.40.154.NY					
ETOFENPROX	0.1000	ppm	0.4	PASS	<0.1000	Analyzed Date : 11/08/24 12:13:31					
ETOXAZOLE	0.1000	ppm	0.2	PASS	<0.1000	Weight:					
FENHEXAMID	0.1000	ppm	1	PASS	<0.1000	0.9982g					
FENYOXCARB	0.1000	ppm	0.2	PASS	<0.1000	Analysis Method : SOP.T.40.154.NY					
FENPYROXIMATE	0.1000	ppm	0.4	PASS	<0.1000	Analyzed Date : 11/08/24 14:47:55					
FIPRONIL	0.1000	ppm	0.4	PASS	<0.1000						
FLONICAMID	0.1000	ppm	1	PASS	<0.1000						
FLUDIOXONIL	0.1000	ppm	0.4	PASS	<0.1000						
HEXYTHIAZOX	0.1000	ppm	1	PASS	<0.1000						
IMAZALIL	0.1000	ppm	0.2	PASS	<0.1000						
IMIDACLOPRID	0.1000	ppm	0.4	PASS	<0.1000						
KRESOXIM METHYL	0.1000	ppm	0.4	PASS	<0.1000						
MALATHION	0.1000	ppm	0.2	PASS	<0.1000						
METALAXYL	0.1000	ppm	0.2	PASS	<0.1000						
METHIOCARB	0.1000	ppm	0.2	PASS	<0.1000						
METHOMYL	0.1000	ppm	0.4	PASS	<0.1000						
MEVINPHOS	0.1000	ppm	1	PASS	<0.1000						
NALED	0.1000	ppm	0.5	PASS	<0.1000						
OXAMYL	0.1000	ppm	1	PASS	<0.1000						

This Kaycha Labs Certification shall not be reproduced, unless in its entirety, without written approval from Kaycha Labs. The results relate only to the material or product analyzed. ND=Not Detected, ppm=Parts Per Million, ppb=Parts Per Billion, RSD=Relative Standard Deviation. Limit of Detection (LOD) and Limit Of Quantitation (LOQ) are terms used to describe the smallest concentration that can be detected and reliably measured by an analytical procedure, respectively. Action Levels are State determined thresholds based on 9 New York Codes, Rules and Regulations (NYCRR) Part 130 and Cannabis Law. The Measurement of Uncertainty (MU) error is available from the lab upon request. The "Decision Rule" for pass/fail does not include the MU. Any calculated totals may contain rounding errors.

Erica Troy

Lab Director

NY Permit # OCM-CPL-2022-00006
ISO 17025 Accreditation # 97164

Signature
11/08/24



Certificate of Analysis

PASSED



ReliefLeaf


833 Oak Hill Rd
Esperance, NY, 12066, US
Telephone: (845) 702-6101
Email: info@headytrees.com
License # : OCM-PROC-24-000029

Sample : AL41105002-003
Harvest/Lot ID: 0163
Batch# : 0163
Sampled : 11/05/24 03:20 PM

Sample Size Received : 20 units
Total Amount : 10000 units
Sampling Method : SOP.T.20.010.NY

Page 4 of 5

 Microbial PASSED						 Mycotoxins PASSED					
Analyte	LOQ	Units	Result	Pass / Fail	Action Level	Analyte	LOQ	Units	Result	Pass / Fail	Action Level
TOTAL AEROBIC BACTERIA	100	CFU/g	34000	TESTED		AFLATOXIN G2	0.0025	ppm	<0.0025	PASS	0.02
TOTAL YEAST AND MOLD	100	CFU/g	59000	TESTED		AFLATOXIN G1	0.0025	ppm	<0.0025	PASS	0.02
ESCHERICHIA COLI SHIGELLA SPP	1		Not Present	PASS		AFLATOXIN B2	0.0025	ppm	<0.0025	PASS	0.02
SALMONELLA SPECIES	1		Not Present	PASS		AFLATOXIN B1	0.0025	ppm	<0.0025	PASS	0.02
ASPERGILLUS TERREUS	1		Not Present	PASS		OCHRATOXIN A+	0.0100	ppm	<0.0100	PASS	0.02
ASPERGILLUS NIGER	1		Not Present	PASS		TOTAL AFLATOXINS (B1, B2, G1, G2)	0.0025	ppm	<0.0025	PASS	0.02
ASPERGILLUS FLAVUS	1		Not Present	PASS							
ASPERGILLUS FUMIGATUS	1		Not Present	PASS		Weight:					
						0.9982g					
						Analysis Method : SOP.T.30.104.NY, SOP.T.40.104.NY					
						Analyzed Date : 11/08/24 10:10:39					
Weight:											
1.04g											
Analysis Method : SOP.T.40.058A.NY, SOP.T.40.058B.NY, SOP.T.40.208.NY											
Analyzed Date : 11/08/24 08:44:52											

 Heavy Metals PASSED					
Metal	LOQ	Units	Result	Pass / Fail	Action Level
ANTIMONY	0.1000	ug/g	<0.1000	PASS	2
ARSENIC	0.1000	ug/g	<0.1000	PASS	0.2
CADMIUM	0.1000	ug/g	<0.1000	PASS	0.2
CHROMIUM	1.0000	ug/g	<1.0000	PASS	110
COPPER	1.0000	ug/g	<1.0000	PASS	30
LEAD	0.1000	ug/g	<0.1000	PASS	0.5
MERCURY	0.0100	ug/g	<0.0100	PASS	0.1
NICKEL	0.1000	ug/g	<0.1000	PASS	5
Weight:					
0.4534g					
Analysis Method : SOP.T.30.084.NY, SOP.T.40.084.NY					
Analyzed Date : 11/07/24 11:49:02					



Certificate of Analysis

PASSED

ReliefLeaf

833 Oak Hill Rd
Esperance, NY, 12066, US
Telephone: (845) 702-6101
Email: info@headytrees.com
License # : OCM-PROC-24-000029

Sample : AL41105002-003
Harvest/Lot ID: 0163
Batch# : 0163
Sampled : 11/05/24 03:20 PM

Sample Size Received : 20 units
Total Amount : 10000 units
Sampling Method : SOP.T.20.010.NY

Page 5 of 5



Filth/Foreign Material **PASSED**



Moisture **PASSED**

Analyte	LOQ	Units	Result	P/F	Action Level
Stems (>3mm)	1.00	%	ND	PASS	5
Foreign Matter	0.10	%	ND	PASS	2
Mammalian excreta	0.10	mg	ND	PASS	1

Weight:
9.3994g

Analysis Method : SOP.T.40.090
Analyzed Date : 11/05/24 15:21:39

Analyte	LOQ	Units	Result	P/F	Action Level
Moisture Content	1.0	%	6.8	PASS	15

Weight:

0.975g

Analysis Method : SOP.T.40.021
Analyzed Date : 11/06/24 14:09:58



Water Activity **PASSED**

Analyte	LOQ	Units	Result	P/F	Action Level
Water Activity	0.10	aw	0.43	PASS	0.65

Weight:
0.2643g

Analysis Method : SOP.T.40.019
Analyzed Date : 11/06/24 14:47:37