



# Certificate of Analysis

## FOR COMPLIANCE

Laboratory Sample ID: AL40925002-007



**Production Method:** Cured  
**Harvest/Lot ID:** 0150  
**Batch#:** 0150  
**Sample Size Received:** 20 units  
**Total Amount:** 10000 units  
**Retail Product Size:** 1 gram  
**Retail Serving Size:** 1 gram  
**Servings:** 1  
**Sampled:** 09/24/24 03:00 PM  
**Sampling Start:** 03:00 PM  
**Sampling End:** 03:30 PM  
**Sampling Method:** SOP.T.20.010.NY

ReliefLeaf

License # : OCM-PROC-24-000029

833 Oak Hill Rd  
Esperance, NY, 12066, US



**PASSED**

Pages 1 of 5

### SAFETY RESULTS



Pesticides  
**PASSED**



Heavy Metals  
**PASSED**



Microbials  
**PASSED**



Mycotoxins  
**PASSED**



Residuals  
Solvents  
**NOT TESTED**



Filtration  
**PASSED**



Water Activity  
**PASSED**



Moisture  
**PASSED**



Terpenes  
**TESTED**

### MISC.



### Cannabinoid

**PASSED**



**Total THC**  
**23.7558%**  
Total THC/Container : 237.5580 mg



**Total CBD**  
**<0.1000**  
Total CBD/Container : 0.0000 mg



**Total Cannabinoids**  
**27.9837%**  
Total Cannabinoids/Container : 279.8370 mg

	(6AR,9R) D10-THC	(6AR,9S) D10-THC	CBC	CBD	CBDA	CBDV	CBG	DB-THC	CBGA	CBN	D9-THC	THCA	THCV
%	<0.1000	<0.1000	<0.1000	<0.1000	<0.1000	<0.1000	<0.1000	<0.1000	0.9557	<0.1000	0.4255	26.6025	<0.1000
mg/unit	<1.000	<1.000	<1.000	<1.000	<1.000	<1.000	<1.000	<1.000	9.557	<1.000	4.255	266.025	<1.000
LOQ	0.1000	0.1000	0.1000	0.1000	0.1000	0.1000	0.1000	0.1000	0.1000	0.1000	0.1000	0.1000	0.1000
	%	%	%	%	%	%	%	%	%	%	%	%	%

Weight:  
0.2196g

Analysis Method : SOP.T.30.031.NY, SOP.T.40.031.NY  
Analyzed Date : 09/27/24 13:58:10

This Kaycha Labs Certification shall not be reproduced, unless in its entirety, without written approval from Kaycha Labs. The results relate only to the material or product analyzed. ND=Not Detected, ppm=Parts Per Million, ppb=Parts Per Billion, RSD=Relative Standard Deviation. Limit of Detection (LOD) and Limit Of Quantitation (LOQ) are terms used to describe the smallest concentration that can be detected and reliably measured by an analytical procedure, respectively. Action Levels are State determined thresholds based on 9 New York Codes, Rules and Regulations (NYCRR) Part 130 and Cannabis Law. The Measurement of Uncertainty (MU) error is available from the lab upon request. The "Decision Rule" for pass/fail does not include the MU. Any calculated totals may contain rounding errors.

**Erica Troy**

Lab Director

NY Permit # OCM-CPL-2022-00006  
ISO 17025 Accreditation # 97164



Signature  
10/01/24



# Certificate of Analysis

**PASSED**

ReliefLeaf

833 Oak Hill Rd  
Esperance, NY, 12066, US  
Telephone: (845) 702-6101  
Email: info@headytree.com  
License #: OCM-PROC-24-000029

Sample : AL40925002-007  
Harvest/Lot ID: 0150

Batch#: 0150  
Sampled : 09/24/24 03:00 PM

Sample Size Received : 20 units  
Total Amount : 10000 units  
Sampling Method : SOP.T.20.010.NY

Page 2 of 5



## Terpenes

**TESTED**

Terpenes	LOQ (%)	mg/unit	%	Result (%)	Terpenes	LOQ (%)	mg/unit	%	Result (%)
LIMONENE	0.00	7.200	0.7200		Weight:				
BETA-CARYOPHYLLENE	0.00	4.400	0.4400		0.50008g				
BETA-MYRCENE	0.00	2.300	0.2300		Analysis Method : SOP.T.30.064.NY, SOP.T.40.064.NY				
ALPHA-HUMULENE	0.00	2.100	0.2100		Analyzed Date : 09/26/24 15:32:00				
LINALOOL	0.00	1.600	0.1600						
FENCHYL ALCOHOL	0.00	0.900	0.0900						
ALPHA TERPINEOL	0.00	0.800	0.0800						
ALPHA-PINENE	0.00	0.600	0.0600						
ALPHA-BISABOLOL	0.00	0.400	0.0400						
CAMPHENE	0.00	0.200	0.0200						
CARYOPHYLLENE OXIDE	0.00	0.100	0.0100						
FARNESENE	0.10	<1.000	<0.1000						
VALENCENE	0.00	<0.040	<0.0040						
GERANIOL	0.00	<0.040	<0.0040						
GUAIOL	0.00	<0.040	<0.0040						
MENTHOL	0.00	<0.040	<0.0040						
OCIMENE	0.00	<0.040	<0.0040						
TERPINOLENE	0.00	<0.040	<0.0040						
ALPHA-PHELLANDRENE	0.00	<0.040	<0.0040						
ALPHA-TERPINENE	0.00	<0.040	<0.0040						
BETA-PINENE	0.00	<0.040	<0.0040						
<b>Total (%)</b>		<b>2.0600</b>							



# Certificate of Analysis

**PASSED**

**ReliefLeaf**

833 Oak Hill Rd  
Esperance, NY, 12066, US  
Telephone: (845) 702-6101  
Email: info@headytrees.com  
License # : OCM-PROC-24-000029

Sample : AL40925002-007  
Harvest/Lot ID: 0150  
Batch# : 0150  
Sampled : 09/24/24 03:00 PM

Sample Size Received : 20 units  
Total Amount : 10000 units  
Sampling Method : SOP.T.20.010.NY

Page 3 of 5



## Pesticides

**PASSED**

Pesticide	LOQ	Units	Action Level	Pass/Fail	Result	Pesticide	LOQ	Units	Action Level	Pass/Fail	Result
ACEQUINOCLY	0.1000	ppm	2	PASS	<0.1000	PACLOBUTRAZOL	0.1000	ppm	0.4	PASS	<0.1000
PYRETHRINS, TOTAL	0.1000	ppm	1	PASS	<0.1000	PERMETHRIN	0.1000	ppm	0.2	PASS	<0.1000
AZADIRACTHIN	0.1000	ppm	1	PASS	0.1515	PHOSMET	0.1000	ppm	0.2	PASS	<0.1000
INDOLE-3-BUTYRIC ACID	0.1000	ppm	1	PASS	<0.1000	PRALLETHRIN	0.1000	ppm	0.2	PASS	<0.1000
MYCLOBUTANIL	0.1000	ppm	0.2	PASS	<0.1000	PROPICONAZOLE	0.1000	ppm	0.4	PASS	<0.1000
PIPERONYL BUTOXIDE	0.1000	ppm	2	PASS	<0.1000	PROPOXUR	0.1000	ppm	0.2	PASS	<0.1000
ABAMECTIN B1A	0.1000	ppm	0.5	PASS	<0.1000	PYRIDABEN	0.1000	ppm	0.2	PASS	<0.1000
ACEPHATE	0.1000	ppm	0.4	PASS	<0.1000	SPINETORAM, TOTAL	0.1000	ppm	1	PASS	<0.1000
ACETAMIPRID	0.1000	ppm	0.2	PASS	<0.1000	SPINOSAD, TOTAL	0.1000	ppm	0.2	PASS	<0.1000
ALDICARB	0.1000	ppm	0.4	PASS	<0.1000	SPIROMESIFEN	0.1000	ppm	0.2	PASS	<0.1000
AZOXYSTROBIN	0.1000	ppm	0.2	PASS	<0.1000	SPIROTETRAMAT	0.1000	ppm	0.2	PASS	<0.1000
CHLORMEQUAT CHLORIDE	0.1000	ppm	1	PASS	<0.1000	SPIROXAMINE	0.1000	ppm	0.2	PASS	<0.1000
BIFENAZATE	0.1000	ppm	0.2	PASS	<0.1000	TEBUCONAZOLE	0.1000	ppm	0.4	PASS	<0.1000
BIFENTHRIN	0.1000	ppm	0.2	PASS	<0.1000	THIACLOPRID	0.1000	ppm	0.2	PASS	<0.1000
CHLORPYRIFOS	0.1000	ppm	0.2	PASS	<0.1000	THIAMETHOXAM	0.1000	ppm	0.2	PASS	<0.1000
COUMAPHOS	0.1000	ppm	1	PASS	<0.1000	TRIFLOXYSTROBIN	0.1000	ppm	0.2	PASS	<0.1000
CARBARYL	0.1000	ppm	0.2	PASS	<0.1000	CAPTAN *	0.1000	ppm	1	PASS	<0.1000
DAMINOZIDE	0.1000	ppm	1	PASS	<0.1000	CHLORDANE *	0.1000	ppm	1	PASS	<0.1000
CARBOFURAN	0.1000	ppm	0.2	PASS	<0.1000	CHLORFENAPYR *	0.1000	ppm	1	PASS	<0.1000
BOSCALID	0.1000	ppm	0.4	PASS	<0.1000	CYFLUTHRIN *	0.1000	ppm	1	PASS	<0.1000
CHLORANTRANILIPROLE	0.1000	ppm	0.2	PASS	<0.1000	CYPERMETHRIN *	0.1000	ppm	1	PASS	<0.1000
DIAZINON	0.1000	ppm	0.2	PASS	<0.1000	METHYL PARATHION *	0.1000	ppm	0.2	PASS	<0.1000
CLOFENTEZINE	0.1000	ppm	0.2	PASS	<0.1000	MGK-264 *	0.1000	ppm	0.2	PASS	<0.1000
DICHLORVOS	0.1000	ppm	1	PASS	<0.1000	PENTACHLORONITROBENZENE *	0.1000	ppm	1	PASS	<0.1000
DIMETHOATE	0.1000	ppm	0.2	PASS	<0.1000	Weight:					
DIMETHOMORPH	0.1000	ppm	1	PASS	<0.1000	0.9904g					
ETHOPROPHOS	0.1000	ppm	0.2	PASS	<0.1000	Analysis Method : SOP.T.40.104.NY, SOP.T30.104.NY and SOP.T.40.154.NY					
ETOFENPROX	0.1000	ppm	0.4	PASS	<0.1000	Analyzed Date : 09/26/24 16:00:55					
ETOXAZOLE	0.1000	ppm	0.2	PASS	<0.1000	Weight:					
FENHEXAMID	0.1000	ppm	1	PASS	<0.1000	0.9904g					
FENYOXCARB	0.1000	ppm	0.2	PASS	<0.1000	Analysis Method : SOP.T.40.154.NY					
FENPYROXIMATE	0.1000	ppm	0.4	PASS	<0.1000	Analyzed Date : 09/26/24 16:07:11					
FIPRONIL	0.1000	ppm	0.4	PASS	<0.1000						
FLONICAMID	0.1000	ppm	1	PASS	<0.1000						
FLUDIOXONIL	0.1000	ppm	0.4	PASS	<0.1000						
HEXYTHIAZOX	0.1000	ppm	1	PASS	<0.1000						
IMAZALIL	0.1000	ppm	0.2	PASS	<0.1000						
IMIDACLOPRID	0.1000	ppm	0.4	PASS	<0.1000						
KRESOXIM METHYL	0.1000	ppm	0.4	PASS	<0.1000						
MALATHION	0.1000	ppm	0.2	PASS	<0.1000						
METALAXYL	0.1000	ppm	0.2	PASS	<0.1000						
METHIOCARB	0.1000	ppm	0.2	PASS	<0.1000						
METHOMYL	0.1000	ppm	0.4	PASS	<0.1000						
MEVINPHOS	0.1000	ppm	1	PASS	<0.1000						
NALED	0.1000	ppm	0.5	PASS	<0.1000						
OXAMYL	0.1000	ppm	1	PASS	<0.1000						

This Kaycha Labs Certification shall not be reproduced, unless in its entirety, without written approval from Kaycha Labs. The results relate only to the material or product analyzed. ND=Not Detected, ppm=Parts Per Million, ppb=Parts Per Billion, RSD=Relative Standard Deviation. Limit of Detection (LOD) and Limit Of Quantitation (LOQ) are terms used to describe the smallest concentration that can be detected and reliably measured by an analytical procedure, respectively. Action Levels are State determined thresholds based on 9 New York Codes, Rules and Regulations (NYCRR) Part 130 and Cannabis Law. The Measurement of Uncertainty (MU) error is available from the lab upon request. The "Decision Rule" for pass/fail does not include the MU. Any calculated totals may contain rounding errors.

**Erica Troy**

Lab Director

NY Permit # OCM-CPL-2022-00006  
ISO 17025 Accreditation # 97164

Signature  
10/01/24



# Certificate of Analysis

**PASSED**



ReliefLeaf


833 Oak Hill Rd  
Esperance, NY, 12066, US  
Telephone: (845) 702-6101  
Email: info@headytrees.com  
License # : OCM-PROC-24-000029

Sample : AL40925002-007  
Harvest/Lot ID: 0150  
Batch# : 0150  
Sampled : 09/24/24 03:00 PM

Sample Size Received : 20 units  
Total Amount : 10000 units  
Sampling Method : SOP.T.20.010.NY

Page 4 of 5

 <b>Microbial</b> <span style="float: right;"><b>PASSED</b></span>						 <b>Mycotoxins</b> <span style="float: right;"><b>PASSED</b></span>					
Analyte	LOQ	Units	Result	Pass / Fail	Action Level	Analyte	LOQ	Units	Result	Pass / Fail	Action Level
TOTAL AEROBIC BACTERIA	100	CFU/g	1420000	TESTED		AFLATOXIN G2	0.0025	ppm	<0.0025	PASS	0.02
TOTAL YEAST AND MOLD	100	CFU/g	400000	TESTED		AFLATOXIN G1	0.0025	ppm	<0.0025	PASS	0.02
ESCHERICHIA COLI SHIGELLA SPP	1		Not Present	PASS		AFLATOXIN B2	0.0025	ppm	<0.0025	PASS	0.02
SALMONELLA SPECIES	1		Not Present	PASS		AFLATOXIN B1	0.0025	ppm	<0.0025	PASS	0.02
ASPERGILLUS TERREUS	1		Not Present	PASS		OCHRATOXIN A+	0.0100	ppm	<0.0100	PASS	0.02
ASPERGILLUS NIGER	1		Not Present	PASS		TOTAL AFLATOXINS (B1, B2, G1, G2)	0.0025	ppm	<0.0025	PASS	0.02
ASPERGILLUS FLAVUS	1		Not Present	PASS		Weight:					
ASPERGILLUS FUMIGATUS	1		Not Present	PASS		0.9904g					
Weight:						Analysis Method :	SOP.T.30.104.NY, SOP.T.40.104.NY				
1.08g						Analyzed Date :	09/26/24 16:09:20				
Analysis Method :	SOP.T.40.058A.NY, SOP.T.40.058B.NY, SOP.T.40.208.NY										
Analyzed Date :	09/25/24 12:42:08										

 <b>Heavy Metals</b> <span style="float: right;"><b>PASSED</b></span>					
Metal	LOQ	Units	Result	Pass / Fail	Action Level
ANTIMONY	0.1000	ug/g	<0.1000	PASS	2
ARSENIC	0.1000	ug/g	<0.1000	PASS	0.2
CADMIUM	0.1000	ug/g	<0.1000	PASS	0.2
CHROMIUM	1.0000	ug/g	<1.0000	PASS	110
COPPER	1.0000	ug/g	<1.0000	PASS	30
LEAD	0.1000	ug/g	<0.1000	PASS	0.5
MERCURY	0.0100	ug/g	<0.0100	PASS	0.1
NICKEL	0.1000	ug/g	<0.1000	PASS	5
Weight:	0.4991g				
Analysis Method :	SOP.T.30.084.NY, SOP.T.40.084.NY				
Analyzed Date :	09/25/24 17:29:39				



# Certificate of Analysis

**PASSED**

**ReliefLeaf**

833 Oak Hill Rd  
Esperance, NY, 12066, US  
Telephone: (845) 702-6101  
Email: info@headytree.com  
License # : OCM-PROC-24-000029

Sample : AL40925002-007  
Harvest/Lot ID: 0150  
Batch# : 0150  
Sampled : 09/24/24 03:00 PM

Sample Size Received : 20 units  
Total Amount : 10000 units  
Sampling Method : SOP.T.20.010.NY

Page 5 of 5



**Filth/Foreign Material**

PASSED



**Moisture**

PASSED

Analyte	LOQ	Units	Result	P/F	Action Level
Stems (>3mm)	1.00	%	ND	PASS	5
Foreign Matter	0.10	%	ND	PASS	2
Mammalian excreta	0.10	mg	ND	PASS	1

Weight:  
7.6973g

Analysis Method : SOP.T.40.090  
Analyzed Date : N/A

Analyte	LOQ	Units	Result	P/F	Action Level
Moisture Content	1.0	%	7.4	PASS	15

Weight:  
1.118g

Analysis Method : SOP.T.40.021  
Analyzed Date : 09/25/24 12:35:15



**Water Activity**

PASSED

Analyte	LOQ	Units	Result	P/F	Action Level
Water Activity	0.10	aw	0.42	PASS	0.65

Weight:  
0.2814g

Analysis Method : SOP.T.40.019  
Analyzed Date : 09/26/24 09:42:57