



Certificate of Analysis

FOR COMPLIANCE



Sample:AL40802010-020
Harvest/Lot ID: 21519772
Batch#: P-AU1FTE902024-917A
Seed to Sale# na
Sample Size Received: 8 units
Total Amount: 1000 units
Retail Product Size: 1 gram
Retail Serving Size: 1 gram
Servings: 1
Sampled: 08/02/24 10:30 AM
Sampling Start: 10:30 AM
Sampling End: 12:45 PM
Sampling Method: SOP.T.20.010.NY

Curaleaf NY, LLC.
License # : MM1001M
167 Coeymans Industrial Park Lane
Ravena, NY, 12143, US



PASSED

Pages 1 of 5

SAFETY RESULTS


Pesticides
PASSED


Heavy Metals
PASSED


Microbials
PASSED


Mycotoxins
PASSED


Residuals
Solvents
PASSED


Filtration
NOT TESTED


Water Activity
NOT TESTED


Moisture
NOT TESTED

MISC.


Terpenes
TESTED



Cannabinoid

PASSED



Total THC
87.9087%
Total THC/Container : 879.0870 mg



Total CBD
0.1668%
Total CBD/Container : 1.6680 mg



Total Cannabinoids
92.4992%
Total Cannabinoids/Container : 924.9920 mg

	(6AR,9R) D10-THC	(6AR,9S) D10-THC	CBC	CBD	CBDA	CBDV	CBG	D8-THC	CBGA	CBN	D9-THC	THCA	THCV
%	<0.1000	<0.1000	1.8537	0.1668	<0.1000	<0.1000	1.6750	<0.1000	<0.1000	0.3488	87.9087	<0.1000	0.5462
mg/unit	<1.000	<1.000	18.537	1.668	<1.000	<1.000	16.750	<1.000	<1.000	3.488	879.087	<1.000	5.462
LOQ	0.1000	0.1000	0.1000	0.1000	0.1000	0.1000	0.1000	0.1000	0.1000	0.1000	0.1000	0.1000	0.1000
	%	%	%	%	%	%	%	%	%	%	%	%	%

Weight:
0.1477g

Analysis Method : SOP.T.30.031.NY, SOP.T.40.031.NY
Analyzed Date : 08/06/24 16:17:06

This Kaycha Labs Certification shall not be reproduced, unless in its entirety, without written approval from Kaycha Labs. The results relate only to the material or product analyzed. ND=Not Detected, ppm=Parts Per Million, ppb=Parts Per Billion, RSD=Relative Standard Deviation. Limit of Detection (LOD) and Limit Of Quantitation (LOQ) are terms used to describe the smallest concentration that can be detected and reliably measured by an analytical procedure, respectively. Action Levels are State determined thresholds based on 9 New York Codes, Rules and Regulations (NYCRR) Part 130 and Cannabis Law. The Measurement of Uncertainty (MU) error is available from the lab upon request. The "Decision Rule" for pass/fail does not include the MU. Any calculated totals may contain rounding errors.

Erica Troy
Lab Director

NY Permit # OCM-CPL-2022-00006
ISO 17025 Accreditation # 97164



Signature
08/09/24



1 Winners Circle
Albany, NY, 12205, US
(833) 465-8378

Certificate of Analysis

PASSED

Curaleaf NY, LLC.

167 Coeymans Industrial Park Lane
Ravena, NY, 12143, US
Telephone: (518) 635-6005
Email: bill.beauvais@curaleaf.com
License #: MM1001M

Sample : AL40802010-020
Harvest/Lot ID: 21519772

Batch #: P-
AU1FTE902024-917A
Sampled : 08/02/24 10:30 AM

Sample Size Received : 8 units
Total Amount : 1000 units
Sampling Method : SOP.T.20.010.NY

Page 2 of 5



Terpenes

TESTED

Terpenes	LOQ (%)	mg/unit	%	Result (%)	Terpenes	LOQ (%)	mg/unit	%	Result (%)
LIMONENE	0.10	6.6	0.66		Weight:				
BETA-MYRCENE	0.10	6.1	0.61		0.913g				
BETA-CARYOPHYLLENE	0.04	4.4	0.44		Analysis Method : SOP.T.30.064.NY, SOP.T.40.064.NY				
LINALOOL	0.10	1.9	0.19		Analyzed Date : 08/06/24 11:19:31				
ALPHA-BISABOLOL	0.04	1.9	0.19						
ALPHA-TERPINEOL	0.04	0.8	0.08						
FENCHYL ALCOHOL	0.04	0.7	0.07						
ALPHA-HUMULENE	0.04	0.5	0.05						
CAMPHENE	0.10	<1.0	<0.10						
CARYOPHYLLENE OXIDE	0.04	<0.4	<0.04						
FARNESENE	0.10	<1.0	<0.10						
GERANIOL	0.04	<0.4	<0.04						
OCIMENE	0.10	<1.0	<0.10						
TERPINOLENE	0.04	<0.4	<0.04						
VALENCENE	0.10	<1.0	<0.10						
ALPHA-PHELLANDRENE	0.10	<1.0	<0.10						
ALPHA-PINENE	0.10	<1.0	<0.10						
GUAIOL	0.04	<0.4	<0.04						
MENTHOL	0.10	<1.0	<0.10						
ALPHA-TERPINENE	0.10	<1.0	<0.10						
BETA-PINENE	0.10	<1.0	<0.10						
Total (%)			2.3						

This Kaycha Labs Certification shall not be reproduced, unless in its entirety, without written approval from Kaycha Labs. The results relate only to the material or product analyzed. ND=Not Detected, ppm=Parts Per Million, ppb=Parts Per Billion, RSD=Relative Standard Deviation. Limit of Detection (LOD) and Limit Of Quantitation (LOQ) are terms used to describe the smallest concentration that can be detected and reliably measured by an analytical procedure, respectively. Action Levels are State determined thresholds based on 9 New York Codes, Rules and Regulations (NYCRR) Part 130 and Cannabis Law. The Measurement of Uncertainty (MU) error is available from the lab upon request. The "Decision Rule" for pass/fail does not include the MU. Any calculated totals may contain rounding errors.

Erica Troy

Lab Director

NY Permit # OCM-CPL-2022-00006
ISO 17025 Accreditation # 97164

Signature
08/09/24



1 Winners Circle
Albany, NY, 12205, US
(833) 465-8378

Certificate of Analysis

PASSED

Curaleaf NY, LLC.


167 Coeymans Industrial Park Lane
Ravena, NY, 12143, US
Telephone: (518) 635-6005
Email: bill.beauvais@curaleaf.com
License #: MM1001M

Sample : AL40802010-020
Harvest/Lot ID: 21519772

Batch #: P-
AU1FTE902024-917A
Sampled : 08/02/24 10:30 AM

Sample Size Received : 8 units
Total Amount : 1000 units
Sampling Method : SOP.T.20.010.NY

Page 3 of 5



Pesticides

PASSED

Pesticide	LOQ	Units	Action Level	Pass/Fail	Result	Pesticide	LOQ	Units	Action Level	Pass/Fail	Result
PYRETHRINS, TOTAL	0.1000	ppm	1	PASS	<0.1000	PACLOBUTRAZOL	0.1000	ppm	0.4	PASS	<0.1000
AZADIRACTIN	0.1000	ppm	1	PASS	<0.1000	PERMETHRIN	0.1000	ppm	0.2	PASS	<0.1000
INDOLE-3-BUTYRIC ACID	0.1000	ppm	1	PASS	<0.1000	PHOSMET	0.1000	ppm	0.2	PASS	<0.1000
MYCLOBUTANIL	0.1000	ppm	0.2	PASS	<0.1000	PRALLETHRIN	0.1000	ppm	0.2	PASS	<0.1000
PIPERONYL BUTOXIDE	0.1000	ppm	2	PASS	<0.1000	PROPICONAZOLE	0.1000	ppm	0.4	PASS	<0.1000
ABAMECTIN B1A	0.1000	ppm	0.5	PASS	<0.1000	PROPOXUR	0.1000	ppm	0.2	PASS	<0.1000
ACEPHATE	0.1000	ppm	0.4	PASS	<0.1000	PYRIDABEN	0.1000	ppm	0.2	PASS	<0.1000
ACEQUINOXYL	0.1000	ppm	2	PASS	<0.1000	SPINETORAM, TOTAL	0.1000	ppm	1	PASS	<0.1000
ACETAMIPRID	0.1000	ppm	0.2	PASS	<0.1000	SPINOSAD, TOTAL	0.1000	ppm	0.2	PASS	<0.1000
ALDICARB	0.1000	ppm	0.4	PASS	<0.1000	SPIROMESIFEN	0.1000	ppm	0.2	PASS	<0.1000
AZOXYSTROBIN	0.1000	ppm	0.2	PASS	<0.1000	SPIROTETRAMAT	0.1000	ppm	0.2	PASS	<0.1000
CHLORMEQUAT CHLORIDE	0.1000	ppm	1	PASS	<0.1000	SPIROXAMINE	0.1000	ppm	0.2	PASS	<0.1000
BIFENAZATE	0.1000	ppm	0.2	PASS	<0.1000	TEBUCONAZOLE	0.1000	ppm	0.4	PASS	<0.1000
BIFENTHRIN	0.1000	ppm	0.2	PASS	<0.1000	THIACLOPRID	0.1000	ppm	0.2	PASS	<0.1000
CARBARYL	0.1000	ppm	0.2	PASS	<0.1000	THIAMETHOXAM	0.1000	ppm	0.2	PASS	<0.1000
COUMAPHOS	0.1000	ppm	1	PASS	<0.1000	TRIFLOXYSTROBIN	0.1000	ppm	0.2	PASS	<0.1000
CHLORPYRIFOS	0.1000	ppm	0.2	PASS	<0.1000	CAPTAN *	0.1000	ppm	1	PASS	<0.1000
DAMINOZIDE	0.1000	ppm	1	PASS	<0.1000	CHLORDANE *	0.1000	ppm	1	PASS	<0.1000
BOSCALID	0.1000	ppm	0.4	PASS	<0.1000	CHLORFENAPYR *	0.1000	ppm	1	PASS	<0.1000
CARBOFUAN	0.1000	ppm	0.2	PASS	<0.1000	CYFLUTHRIN *	0.1000	ppm	1	PASS	<0.1000
CHLORANTRANILIPROLE	0.1000	ppm	0.2	PASS	<0.1000	CYPERMETHRIN *	0.1000	ppm	1	PASS	<0.1000
CLOFENTEZINE	0.1000	ppm	0.2	PASS	<0.1000	METHYL PARATHION *	0.1000	ppm	0.2	PASS	<0.1000
DIAZINON	0.1000	ppm	0.2	PASS	<0.1000	MGK-264 *	0.1000	ppm	0.2	PASS	<0.1000
DICHLORVOS	0.1000	ppm	1	PASS	<0.1000	PENTACHLORONITROBENZENE *	0.1000	ppm	1	PASS	<0.1000
DIMETHOATE	0.1000	ppm	0.2	PASS	<0.1000						
DIMETHOMORPH	0.1000	ppm	1	PASS	<0.1000	Weight:					
ETHOPROPHOS	0.1000	ppm	0.2	PASS	<0.1000	0.4855g					
ETOFENPROX	0.1000	ppm	0.4	PASS	<0.1000	Analysis Method : SOP.T.40.104.NY, SOP.T30.104.NY and SOP.T.40.154.NY					
ETOXAZOLE	0.1000	ppm	0.2	PASS	<0.1000	Analyzed Date : 08/06/24 17:21:09					
FENHEXAMID	0.1000	ppm	1	PASS	<0.1000						
FENYOXCARB	0.1000	ppm	0.2	PASS	<0.1000	Weight:					
FENPYROXIMATE	0.1000	ppm	0.4	PASS	<0.1000	0.4855g					
FIPRONIL	0.1000	ppm	0.4	PASS	<0.1000	Analysis Method : SOP.T.40.154.NY					
FLONICAMID	0.1000	ppm	1	PASS	<0.1000	Analyzed Date : 08/06/24 17:20:59					
FLUDIOXONIL	0.1000	ppm	0.4	PASS	<0.1000						
HEXYTHIAZOX	0.1000	ppm	1	PASS	<0.1000						
IMAZALIL	0.1000	ppm	0.2	PASS	<0.1000						
IMIDACLOPRID	0.1000	ppm	0.4	PASS	<0.1000						
KRESOXIM METHYL	0.1000	ppm	0.4	PASS	<0.1000						
MALATHION	0.1000	ppm	0.2	PASS	<0.1000						
METALAXYL	0.1000	ppm	0.2	PASS	<0.1000						
METHIOCARB	0.1000	ppm	0.2	PASS	<0.1000						
METHOMYL	0.1000	ppm	0.4	PASS	<0.1000						
MEVINPHOS	0.1000	ppm	1	PASS	<0.1000						
NALED	0.1000	ppm	0.5	PASS	<0.1000						
OXAMYL	0.1000	ppm	1	PASS	<0.1000						

This Kaycha Labs Certification shall not be reproduced, unless in its entirety, without written approval from Kaycha Labs. The results relate only to the material or product analyzed. ND=Not Detected, ppm=Parts Per Million, ppb=Parts Per Billion, RSD=Relative Standard Deviation. Limit of Detection (LOD) and Limit Of Quantitation (LOQ) are terms used to describe the smallest concentration that can be detected and reliably measured by an analytical procedure, respectively. Action Levels are State determined thresholds based on 9 New York Codes, Rules and Regulations (NYCRR) Part 130 and Cannabis Law. The Measurement of Uncertainty (MU) error is available from the lab upon request. The "Decision Rule" for pass/fail does not include the MU. Any calculated totals may contain rounding errors.

Erica Troy

Lab Director

NY Permit # OCM-CPL-2022-00006
ISO 17025 Accreditation # 97164

Signature
08/09/24


 1 Winners Circle
 Albany, NY, 12205, US
 (833) 465-8378

Certificate of Analysis

PASSED

Curaleaf NY, LLC.

 167 Coeymans Industrial Park Lane
 Ravena, NY, 12143, US
 Telephone: (518) 635-6005
 Email: bill.beauvais@curaleaf.com
 License # : MM1001M

 Sample : AL40802010-020
 Harvest/Lot ID: 21519772

 Batch# : P-
 AU1FTE902024-917A
 Sampled : 08/02/24 10:30 AM

 Sample Size Received : 8 units
 Total Amount : 1000 units
 Sampling Method : SOP.T.20.010.NY

Page 4 of 5



Residual Solvents

PASSED

Solvents	LOQ	Units	Action Level	Pass/Fail	Result
DIMETHYL SULFOXIDE	375.0	ppm	5000	PASS	<375.0
1,1,1-TRICHLOROETHANE	375.0	ppm	1500	PASS	<375.0
HEXANE, TOTAL	125.0	ppm	290	PASS	<125.0
PENTANES, TOTAL	125.0	ppm	5000	PASS	<125.0
BUTANES, TOTAL	750.0	ppm	5000	PASS	<750.0
XYLENES, TOTAL	125.0	ppm	2170	PASS	<125.0
1,2-DICHLOROETHANE	1.3	ppm	5	PASS	<1.3
PROPANE	750.0	ppm	5000	PASS	<750.0
METHANOL	125.0	ppm	3000	PASS	<125.0
ETHANOL	125.0	ppm	5000	PASS	160.2
ETHYL ETHER	125.0	ppm	5000	PASS	<125.0
ACETONE	125.0	ppm	5000	PASS	<125.0
2-PROPANOL	125.0	ppm	5000	PASS	<125.0
ACETONITRILE	125.0	ppm	410	PASS	<125.0
DICHLOROMETHANE	125.0	ppm	600	PASS	<125.0
ETHYL ACETATE	125.0	ppm	5000	PASS	<125.0
BENZENE	1.3	ppm	2	PASS	<1.3
N-HEPTANE	125.0	ppm	5000	PASS	<125.0
TOLUENE	125.0	ppm	890	PASS	<125.0
CHLOROFORM	1.3	ppm	60	PASS	<1.3

 Weight:
 0.026g

 Analysis Method : SOP.T.40.044.NY
 Analyzed Date : 08/08/24 13:38:47

This Kaycha Labs Certification shall not be reproduced, unless in its entirety, without written approval from Kaycha Labs. The results relate only to the material or product analyzed. ND=Not Detected, ppm=Parts Per Million, ppb=Parts Per Billion, RSD=Relative Standard Deviation. Limit of Detection (LOD) and Limit Of Quantitation (LOQ) are terms used to describe the smallest concentration that can be detected and reliably measured by an analytical procedure, respectively. Action Levels are State determined thresholds based on 9 New York Codes, Rules and Regulations (NYCRR) Part 130 and Cannabis Law. The Measurement of Uncertainty (MU) error is available from the lab upon request. The "Decision Rule" for pass/fail does not include the MU. Any calculated totals may contain rounding errors.

Erica Troy

Lab Director

 NY Permit # OCM-CPL-2022-00006
 ISO 17025 Accreditation # 97164



 Signature
 08/09/24



Certificate of Analysis

PASSED

Curaleaf NY, LLC.



167 Coeymans Industrial Park Lane
Ravena, NY, 12143, US
Telephone: (518) 635-6005
Email: bill.beauvais@curaleaf.com
License #: MM1001M


Sample : AL40802010-020
Harvest/Lot ID: 21519772

Batch #: P-
AU1FTE902024-917A
Sampled : 08/02/24 10:30 AM

Sample Size Received : 8 units
Total Amount : 1000 units
Sampling Method : SOP.T.20.010.NY

Page 5 of 5

 Microbial PASSED						 Mycotoxins PASSED					
Analyte	LOQ	Units	Result	Pass / Fail	Action Level	Analyte	LOQ	Units	Result	Pass / Fail	Action Level
TOTAL AEROBIC BACTERIA	100	CFU/g	<100	PASS	10000	AFLATOXIN G2	0.0025	ppm	<0.0025	PASS	0.02
TOTAL YEAST AND MOLD	100	CFU/g	<100	PASS	1000	AFLATOXIN G1	0.0025	ppm	<0.0025	PASS	0.02
ESCHERICHIA COLI SHIGELLA SPP			Not Present	PASS		AFLATOXIN B2	0.0025	ppm	<0.0025	PASS	0.02
SALMONELLA SPECIES			Not Present	PASS		AFLATOXIN B1	0.0025	ppm	<0.0025	PASS	0.02
ASPERGILLUS TERREUS			Not Present	PASS		OCHRATOXIN A+	0.0100	ppm	<0.0100	PASS	0.02
ASPERGILLUS NIGER			Not Present	PASS		TOTAL AFLATOXINS (B1, B2, G1, G2)	0.0025	ppm	<0.0025	PASS	0.02
ASPERGILLUS FLAVUS			Not Present	PASS		Weight:					
ASPERGILLUS FUMIGATUS			Not Present	PASS		0.4855g					
Weight:						Analysis Method :					
0.8041g						SOP.T.30.104.NY, SOP.T.40.104.NY					
Analysis Method :						ANALYZED DATE :					
SOP.T.40.058A.NY, SOP.T.40.058B.NY, SOP.T.40.208.NY						08/06/24 17:21:07					
ANALYZED DATE :											
08/05/24 14:11:56											

 Heavy Metals PASSED					
Metal	LOQ	Units	Result	Pass / Fail	Action Level
ANTIMONY	0.1000	ug/g	<0.1000	PASS	2
ARSENIC	0.1000	ug/g	<0.1000	PASS	0.2
CADMIUM	0.1000	ug/g	<0.1000	PASS	0.2
CHROMIUM	1.0000	ug/g	<1.0000	PASS	110
COPPER	1.0000	ug/g	<1.0000	PASS	30
LEAD	0.1000	ug/g	<0.1000	PASS	0.5
MERCURY	0.0100	ug/g	<0.0100	PASS	0.1
NICKEL	0.1000	ug/g	0.2472	PASS	2
Weight:					
0.4045g					
Analysis Method :					
SOP.T.30.084.NY, SOP.T.40.084.NY					
ANALYZED DATE :					
08/06/24 15:44:07					