



Certificate of Analysis

FOR COMPLIANCE

Laboratory Sample ID: AL41026003-001



Production Method: Cured
Harvest/Lot ID: P-FDBF702024-1318A
Batch#: P-FDBF702024-1318A
Seed to Sale#: NA
Sample Size Received: 8 units
Total Amount: 621 units
Retail Product Size: 70 gram
Retail Serving Size: 0.0125 gram
Servings: 5600
Sampled: 10/25/24 01:00 PM
Sampling Start: 01:00 PM
Sampling End: 01:55 PM
Sampling Method: SOP.T.20.010.NY

Curaleaf NY, LLC.
License # : MM1001M
167 Coeymans Industrial Park Lane
Ravena, NY, 12143, US



PASSED

Pages 1 of 5

SAFETY RESULTS



Pesticides
PASSED



Heavy Metals
PASSED



Microbials
PASSED



Mycotoxins
PASSED



Residuals
Solvents
NOT TESTED



Filtration
PASSED



Water Activity
PASSED



Moisture
PASSED



Terpenes
TESTED

MISC.



Cannabinoid

PASSED



Total THC
27.3039%
Total THC/Container : 19112.7300 mg



Total CBD
<0.1000
Total CBD/Container : 0.0000 mg



Total Cannabinoids
31.5778%
Total Cannabinoids/Container : 22104.4600 mg

	(6AR,9R) D10-THC	(6AR,9S) D10-THC	CBC	CBD	CBDA	CBDV	CBG	D8-THC	CBGA	CBN	D9-THC	THCA	THCV
%	<0.1000	<0.1000	<0.1000	<0.1000	<0.1000	<0.1000	0.1724	<0.1000	0.6328	<0.1000	2.5720	28.2006	<0.1000
mg/unit	<70.000	<70.000	<70.000	<70.000	<70.000	<70.000	120.680	<70.000	442.960	<70.000	1800.400	19740.420	<70.000
LOQ	0.1000	0.1000	0.1000	0.1000	0.1000	0.1000	0.1000	0.1000	0.1000	0.1000	0.1000	0.1000	0.1000
	%	%	%	%	%	%	%	%	%	%	%	%	%

Weight:
0.2317g

Analysis Method : SOP.T.30.031.NY, SOP.T.40.031.NY
Analyzed Date : 10/30/24 13:22:43

This Kaycha Labs Certification shall not be reproduced, unless in its entirety, without written approval from Kaycha Labs. The results relate only to the material or product analyzed. ND=Not Detected, ppm=Parts Per Million, ppb=Parts Per Billion, RSD=Relative Standard Deviation. Limit of Detection (LOD) and Limit Of Quantitation (LOQ) are terms used to describe the smallest concentration that can be detected and reliably measured by an analytical procedure, respectively. Action Levels are State determined thresholds based on 9 New York Codes, Rules and Regulations (NYCRR) Part 130 and Cannabis Law. The Measurement of Uncertainty (MU) error is available from the lab upon request. The "Decision Rule" for pass/fail does not include the MU. Any calculated totals may contain rounding errors.

Erica Troy
Lab Director

NY Permit # OCM-CPL-2022-00006
ISO 17025 Accreditation # 97164



Signature
11/01/24



1 Winners Circle
Albany, NY, 12205, US
(833) 465-8378

Kaycha Labs

CUR, FLOWER, (I)UOG, Find, 20:1 THC, 70g 1400mg
Universe OG
Matrix : Flower
Type: Flower (Medical Use)



Certificate of Analysis

PASSED

Curaleaf NY, LLC.

167 Coeymans Industrial Park Lane
Ravena, NY, 12143, US
Telephone: (518) 635-6005
Email: bill.beauvais@curaleaf.com
License #: MM1001M

Sample : AL41026003-001

Harvest/Lot ID: P-FDBF702024-1318A

Batch #: P-

FDBF702024-1318A

Sampled : 10/25/24 01:00 PM

Sample Size Received : 8 units

Total Amount : 621 units

Sampling Method : SOP.T.20.010.NY

Page 2 of 5



Terpenes

TESTED

Terpenes	LOQ (%)	mg/unit	%	Result (%)	Terpenes	LOQ (%)	mg/unit	%	Result (%)
BETA-CARYOPHYLLENE	0.00	518.000	0.7400						
LIMONENE	0.00	203.000	0.2900						
BETA-MYRCENE	0.00	189.000	0.2700						
ALPHA-HUMULENE	0.00	168.000	0.2400						
ALPHA-BISABOLOL	0.00	56.000	0.0800						
ALPHA TERPINEOL	0.00	21.000	0.0300						
FENCHYL ALCOHOL	0.00	21.000	0.0300						
VALENCENE	0.00	21.000	0.0300						
BETA-PINENE	0.00	21.000	0.0300						
CARYOPHYLLENE OXIDE	0.00	14.000	0.0200						
ALPHA-PINENE	0.00	14.000	0.0200						
CAMPHENE	0.00	<2.800	<0.0040						
FARNESENE	0.10	<70.000	<0.1000						
GERANIOL	0.00	<2.800	<0.0040						
GUAIOL	0.00	<2.800	<0.0040						
LINALOOL	0.00	<2.800	<0.0040						
MENTHOL	0.00	<2.800	<0.0040						
OCIMENE	0.00	<2.800	<0.0040						
TERPINOLENE	0.00	<2.800	<0.0040						
ALPHA-PHELLANDRENE	0.00	<2.800	<0.0040						
ALPHA-TERPINENE	0.00	<2.800	<0.0040						
Total (%)			1.7800						

Weight: 1.0002g
Analysis Method : SOP.T.30.064.NY, SOP.T.40.064.NY
Analyzed Date : 10/29/24 12:23:02

This Kaycha Labs Certification shall not be reproduced, unless in its entirety, without written approval from Kaycha Labs. The results relate only to the material or product analyzed. ND=Not Detected, ppm=Parts Per Million, ppb=Parts Per Billion, RSD=Relative Standard Deviation. Limit of Detection (LOD) and Limit Of Quantitation (LOQ) are terms used to describe the smallest concentration that can be detected and reliably measured by an analytical procedure, respectively. Action Levels are State determined thresholds based on 9 New York Codes, Rules and Regulations (NYCRR) Part 130 and Cannabis Law. The Measurement of Uncertainty (MU) error is available from the lab upon request. The "Decision Rule" for pass/fail does not include the MU. Any calculated totals may contain rounding errors.

Erica Troy
Lab Director

NY Permit # OCM-CPL-2022-00006
ISO 17025 Accreditation # 97164

Signature
11/01/24



Certificate of Analysis

PASSED

Curaleaf NY, LLC.

167 Coeymans Industrial Park Lane
Ravena, NY, 12143, US
Telephone: (518) 635-6005
Email: bill.beauvais@curaleaf.com
License #: MM1001M

Sample : AL41026003-001

Harvest/Lot ID: P-FDBF702024-1318A

Batch #: P-

FDBF702024-1318A

Sampled : 10/25/24 01:00 PM

Sample Size Received : 8 units

Total Amount : 621 units

Sampling Method : SOP.T.20.010.NY

Page 3 of 5



Pesticides

PASSED

Pesticide	LOQ	Units	Action Level	Pass/Fail	Result	Pesticide	LOQ	Units	Action Level	Pass/Fail	Result
ACEQUINOCLY	0.1000	ppm	2	PASS	<0.1000	PACLOBUTRAZOL	0.1000	ppm	0.4	PASS	<0.1000
PYRETHRINS, TOTAL	0.1000	ppm	1	PASS	<0.1000	PERMETHRIN	0.1000	ppm	0.2	PASS	<0.1000
AZADIRACTHIN	0.1000	ppm	1	PASS	<0.1000	PHOSMET	0.1000	ppm	0.2	PASS	<0.1000
INDOLE-3-BUTYRIC ACID	0.1000	ppm	1	PASS	<0.1000	PRALLETHRIN	0.1000	ppm	0.2	PASS	<0.1000
MYCLOBUTANIL	0.1000	ppm	0.2	PASS	<0.1000	PROPICONAZOLE	0.1000	ppm	0.4	PASS	<0.1000
PIPERONYL BUTOXIDE	0.1000	ppm	2	PASS	<0.1000	PROPOXUR	0.1000	ppm	0.2	PASS	<0.1000
ABAMECTIN B1A	0.1000	ppm	0.5	PASS	<0.1000	PYRIDABEN	0.1000	ppm	0.2	PASS	<0.1000
ACEPHATE	0.1000	ppm	0.4	PASS	<0.1000	SPINETORAM, TOTAL	0.1000	ppm	1	PASS	<0.1000
ACETAMIPRID	0.1000	ppm	0.2	PASS	<0.1000	SPINOSAD, TOTAL	0.1000	ppm	0.2	PASS	<0.1000
ALDICARB	0.1000	ppm	0.4	PASS	<0.1000	SPIROMESIFEN	0.1000	ppm	0.2	PASS	<0.1000
AZOXYSTROBIN	0.1000	ppm	0.2	PASS	<0.1000	SPIROTETRAMAT	0.1000	ppm	0.2	PASS	<0.1000
CHLORMEQUAT CHLORIDE	0.1000	ppm	1	PASS	<0.1000	SPIROXAMINE	0.1000	ppm	0.2	PASS	<0.1000
BIFENAZATE	0.1000	ppm	0.2	PASS	<0.1000	TEBUCONAZOLE	0.1000	ppm	0.4	PASS	<0.1000
BIFENTHRIN	0.1000	ppm	0.2	PASS	<0.1000	THIACLOPRID	0.1000	ppm	0.2	PASS	<0.1000
CHLORPYRIFOS	0.1000	ppm	0.2	PASS	<0.1000	THIAMETHOXAM	0.1000	ppm	0.2	PASS	<0.1000
COUMAPHOS	0.1000	ppm	1	PASS	<0.1000	TRIFLOXYSTROBIN	0.1000	ppm	0.2	PASS	<0.1000
CARBARYL	0.1000	ppm	0.2	PASS	<0.1000	CAPTAN *	0.1000	ppm	1	PASS	<0.1000
DAMINOZIDE	0.1000	ppm	1	PASS	<0.1000	CHLORDANE *	0.1000	ppm	1	PASS	<0.1000
CARBOFURAN	0.1000	ppm	0.2	PASS	<0.1000	CHLORFENAPYR *	0.1000	ppm	1	PASS	<0.1000
BOSCALID	0.1000	ppm	0.4	PASS	<0.1000	CYFLUTHRIN *	0.1000	ppm	1	PASS	<0.1000
CHLORANTRANILIPROLE	0.1000	ppm	0.2	PASS	<0.1000	CYPERMETHRIN *	0.1000	ppm	1	PASS	<0.1000
DIAZINON	0.1000	ppm	0.2	PASS	<0.1000	METHYL PARATHION *	0.1000	ppm	0.2	PASS	<0.1000
CLOFENTEZINE	0.1000	ppm	0.2	PASS	<0.1000	MGK-264 *	0.1000	ppm	0.2	PASS	<0.1000
DICHLORVOS	0.1000	ppm	1	PASS	<0.1000	PENTACHLORONITROBENZENE *	0.1000	ppm	1	PASS	<0.1000
DIMETHOATE	0.1000	ppm	0.2	PASS	<0.1000	Weight:					
DIMETHOMORPH	0.1000	ppm	1	PASS	<0.1000	1.0204g					
ETHOPROPHOS	0.1000	ppm	0.2	PASS	<0.1000	Analysis Method : SOP.T.40.104.NY, SOP.T30.104.NY and SOP.T.40.154.NY					
ETOFENPROX	0.1000	ppm	0.4	PASS	<0.1000	Analyzed Date : 10/29/24 12:17:11					
ETOXAZOLE	0.1000	ppm	0.2	PASS	<0.1000	Weight:					
FENHEXAMID	0.1000	ppm	1	PASS	<0.1000	1.0204g					
FENYOXCARB	0.1000	ppm	0.2	PASS	<0.1000	Analysis Method : SOP.T.40.154.NY					
FENPYROXIMATE	0.1000	ppm	0.4	PASS	<0.1000	Analyzed Date : 10/29/24 17:28:38					
FIPRONIL	0.1000	ppm	0.4	PASS	<0.1000						
FLONICAMID	0.1000	ppm	1	PASS	<0.1000						
FLUDIOXONIL	0.1000	ppm	0.4	PASS	<0.1000						
HEXYTHIAZOX	0.1000	ppm	1	PASS	<0.1000						
IMAZALIL	0.1000	ppm	0.2	PASS	<0.1000						
IMIDACLOPRID	0.1000	ppm	0.4	PASS	<0.1000						
KRESOXIM METHYL	0.1000	ppm	0.4	PASS	<0.1000						
MALATHION	0.1000	ppm	0.2	PASS	<0.1000						
METALAXYL	0.1000	ppm	0.2	PASS	<0.1000						
METHIOCARB	0.1000	ppm	0.2	PASS	<0.1000						
METHOMYL	0.1000	ppm	0.4	PASS	<0.1000						
MEVINPHOS	0.1000	ppm	1	PASS	<0.1000						
NALED	0.1000	ppm	0.5	PASS	<0.1000						
OXAMYL	0.1000	ppm	1	PASS	<0.1000						

This Kaycha Labs Certification shall not be reproduced, unless in its entirety, without written approval from Kaycha Labs. The results relate only to the material or product analyzed. ND=Not Detected, ppm=Parts Per Million, ppb=Parts Per Billion, RSD=Relative Standard Deviation. Limit of Detection (LOD) and Limit Of Quantitation (LOQ) are terms used to describe the smallest concentration that can be detected and reliably measured by an analytical procedure, respectively. Action Levels are State determined thresholds based on 9 New York Codes, Rules and Regulations (NYCRR) Part 130 and Cannabis Law. The Measurement of Uncertainty (MU) error is available from the lab upon request. The "Decision Rule" for pass/fail does not include the MU. Any calculated totals may contain rounding errors.

Erica Troy

Lab Director

NY Permit # OCM-CPL-2022-00006
ISO 17025 Accreditation # 97164

Signature
11/01/24



Certificate of Analysis

PASSED

Curaleaf NY, LLC.

167 Coeymans Industrial Park Lane
Ravena, NY, 12143, US
Telephone: (518) 635-6005
Email: bill.beauvais@curaleaf.com
License #: MM1001M

Sample : AL41026003-001

Harvest/Lot ID: P-FDBF702024-1318A

Batch #: P-

FDBF702024-1318A



Sampled : 10/25/24 01:00 PM


Sample Size Received : 8 units

Total Amount : 621 units

Sampling Method : SOP.T.20.010.NY

Page 4 of 5

 Microbial PASSED						 Mycotoxins PASSED					
Analyte	LOQ	Units	Result	Pass / Fail	Action Level	Analyte	LOQ	Units	Result	Pass / Fail	Action Level
TOTAL AEROBIC BACTERIA	100	CFU/g	<100	PASS	100000	AFLATOXIN G2	0.0025	ppm	<0.0025	PASS	0.02
TOTAL YEAST AND MOLD	100	CFU/g	<100	PASS	10000	AFLATOXIN G1	0.0025	ppm	<0.0025	PASS	0.02
ESCHERICHIA COLI SHIGELLA SPP	1		Not Present	PASS		AFLATOXIN B2	0.0025	ppm	<0.0025	PASS	0.02
SALMONELLA SPECIES	1		Not Present	PASS		AFLATOXIN B1	0.0025	ppm	<0.0025	PASS	0.02
ASPERGILLUS TERREUS	1		Not Present	PASS		OCHRATOXIN A+	0.0100	ppm	<0.0100	PASS	0.02
ASPERGILLUS NIGER	1		Not Present	PASS		TOTAL AFLATOXINS (B1, B2, G1, G2)	0.0025	ppm	<0.0025	PASS	0.02
ASPERGILLUS FLAVUS	1		Not Present	PASS							
ASPERGILLUS FUMIGATUS	1		Not Present	PASS		Weight:					
						1.0204g					
Weight:											
0.93g											
Analysis Method : SOP.T.40.058A.NY, SOP.T.40.058B.NY, SOP.T.40.208.NY						Analysis Method : SOP.T.30.104.NY, SOP.T.40.104.NY					
Analized Date : 11/01/24 14:44:43						Analized Date : 10/29/24 17:28:23					

 Heavy Metals PASSED					
Metal	LOQ	Units	Result	Pass / Fail	Action Level
ANTIMONY	0.1000	ug/g	<0.1000	PASS	2
ARSENIC	0.1000	ug/g	<0.1000	PASS	0.2
CADMIUM	0.1000	ug/g	<0.1000	PASS	0.2
CHROMIUM	1.0000	ug/g	<1.0000	PASS	110
COPPER	1.0000	ug/g	<1.0000	PASS	30
LEAD	0.1000	ug/g	<0.1000	PASS	0.5
MERCURY	0.0100	ug/g	<0.0100	PASS	0.1
NICKEL	0.1000	ug/g	<0.1000	PASS	2
Weight:					
0.5006g					
Analysis Method : SOP.T.30.084.NY, SOP.T.40.084.NY					
Analized Date : 10/30/24 10:42:07					



Certificate of Analysis

PASSED

Curaleaf NY, LLC.

167 Coeymans Industrial Park Lane
Ravena, NY, 12143, US
Telephone: (518) 635-6005
Email: bill.beauvais@curaleaf.com
License #: MM1001M

Sample : AL41026003-001

Harvest/Lot ID: P-FDBF702024-1318A

Batch #: P-
FDBF702024-1318A

Sampled : 10/25/24 01:00 PM

Sample Size Received : 8 units

Total Amount : 621 units

Sampling Method : SOP.T.20.010.NY

Page 5 of 5



Filth/Foreign Material

PASSED



Moisture

PASSED

Analyte	LOQ	Units	Result	P/F	Action Level
Stems (>3mm)	1.00	%	ND	PASS	5
Foreign Matter	0.10	%	ND	PASS	2
Mammalian excreta	0.10	mg	ND	PASS	1

Weight:
15.9977g

Analysis Method : SOP.T.40.090
Analyzed Date : 10/28/24 08:10:39

Analyte	LOQ	Units	Result	P/F	Action Level
Moisture Content	1.0	%	7.1	PASS	15

Weight:
0.99g

Analysis Method : SOP.T.40.021
Analyzed Date : 10/28/24 18:54:01



Water Activity

PASSED

Analyte	LOQ	Units	Result	P/F	Action Level
Water Activity	0.10	aw	0.34	PASS	0.65

Weight:
0.3098g

Analysis Method : SOP.T.40.019
Analyzed Date : 10/28/24 19:05:28