



Certificate of Analysis

Laboratory Sample ID: AL41017004-006



Production Method: Cured
Harvest/Lot ID: IS-0124-03
Batch#: IS-0124-03
Sample Size Received: 20 units
Total Amount: 10000 units
Retail Product Size: 3.5 gram
Retail Serving Size: 3.5 gram
Servings: 1
Sampled: 10/17/24 10:00 AM
Sampling Start: 10:00 AM
Sampling End: 10:30 AM
Sampling Method: SOP.T.20.010.NY

Skyrose Farms
License # : OCM-CULT-24-000119
13 Silvernail Road
Valatie, NY, 12184, US

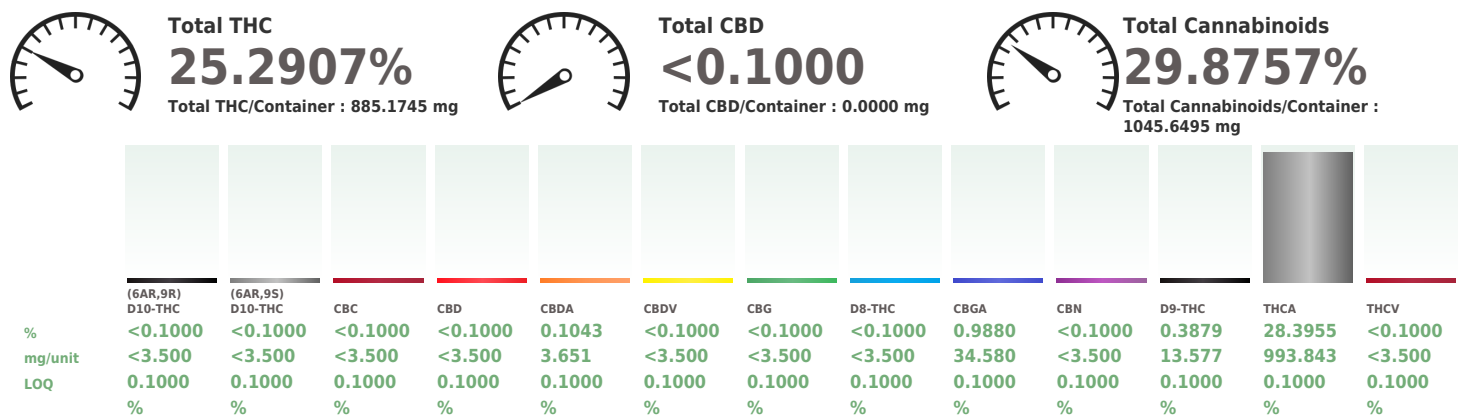
PASSED

Pages 1 of 5

SAFETY RESULTS


 Pesticides PASSED	 Heavy Metals PASSED	 Microbials PASSED	 Mycotoxins PASSED	 Residuals Solvents NOT TESTED	 Filtration PASSED	 Water Activity PASSED	 Moisture PASSED	 Terpenes TESTED
--	--	--	--	--	---	--	--	--

Cannabinoid **PASSED**



Weight: 0.2363g
Analysis Method : SOP.T.30.031.NY, SOP.T.40.031.NY
Analyzed Date : 10/18/24 08:45:59

This Kaycha Labs Certification shall not be reproduced, unless in its entirety, without written approval from Kaycha Labs. The results relate only to the material or product analyzed. ND=Not Detected, ppm=Parts Per Million, ppb=Parts Per Billion, RSD=Relative Standard Deviation. Limit of Detection (LOD) and Limit Of Quantitation (LOQ) are terms used to describe the smallest concentration that can be detected and reliably measured by an analytical procedure, respectively. Action Levels are State determined thresholds based on 9 New York Codes, Rules and Regulations (NYCRR) Part 130 and Cannabis Law. The Measurement of Uncertainty (MU) error is available from the lab upon request. The "Decision Rule" for pass/fail does not include the MU. Any calculated totals may contain rounding errors.

Erica Troy
Lab Director
NY Permit # OCM-CPL-2022-00006
ISO 17025 Accreditation # 97164

Signature
10/21/24



1 Winners Circle
Albany, NY, 12205, US
(833) 465-8378

Kaycha Labs

Ice Sangria
Ice Sangria
Matrix : Flower
Type: Flower - Cured



Certificate of Analysis

PASSED

Skyrose Farms

13 Silvernail Road
Valatie, NY, 12184, US
Telephone: (805) 804-7265
Email: jennyhinds@yahoo.com
License #: OCM-CULT-24-000119

Sample : AL41017004-006
Harvest/Lot ID: IS-0124-03
Batch#: IS-0124-03
Sampled : 10/17/24 10:00 AM

Sample Size Received : 20 units
Total Amount : 10000 units
Sampling Method : SOP.T.20.010.NY

Page 2 of 5



Terpenes

TESTED

Terpenes	LOQ (%)	mg/unit	%	Result (%)	Terpenes	LOQ (%)	mg/unit	%	Result (%)
BETA-CARYOPHYLLENE	0.00	34.650	0.9900		BETA-CARYOPHYLLENE	0.00	34.650	0.9900	
ALPHA-HUMULENE	0.00	14.000	0.4000		ALPHA-HUMULENE	0.00	14.000	0.4000	
LIMONENE	0.00	13.650	0.3900		LIMONENE	0.00	13.650	0.3900	
ALPHA-BISABOLOL	0.00	8.750	0.2500		ALPHA-BISABOLOL	0.00	8.750	0.2500	
BETA-MYRCENE	0.00	2.800	0.0800		BETA-MYRCENE	0.00	2.800	0.0800	
GUAIOL	0.00	2.100	0.0600		GUAIOL	0.00	2.100	0.0600	
LINALOOL	0.00	2.100	0.0600		LINALOOL	0.00	2.100	0.0600	
ALPHA-PINENE	0.00	1.400	0.0400		ALPHA-PINENE	0.00	1.400	0.0400	
ALPHA TERPINEOL	0.00	1.050	0.0300		ALPHA TERPINEOL	0.00	1.050	0.0300	
FENCHYL ALCOHOL	0.00	1.050	0.0300		FENCHYL ALCOHOL	0.00	1.050	0.0300	
OCIMENE	0.00	1.050	0.0300		OCIMENE	0.00	1.050	0.0300	
CARYOPHYLLENE OXIDE	0.00	0.700	0.0200		CARYOPHYLLENE OXIDE	0.00	0.700	0.0200	
CAMPHENE	0.00	0.350	0.0100		CAMPHENE	0.00	0.350	0.0100	
VALENCENE	0.00	0.350	0.0100		VALENCENE	0.00	0.350	0.0100	
FARNESENE	0.10	<3.500	<0.1000		FARNESENE	0.10	<3.500	<0.1000	
TERPINOLENE	0.00	<0.140	<0.0040		TERPINOLENE	0.00	<0.140	<0.0040	
GERANIOL	0.00	<0.140	<0.0040		GERANIOL	0.00	<0.140	<0.0040	
MENTHOL	0.00	<0.140	<0.0040		MENTHOL	0.00	<0.140	<0.0040	
ALPHA-PHELLANDRENE	0.00	<0.140	<0.0040		ALPHA-PHELLANDRENE	0.00	<0.140	<0.0040	
ALPHA-TERPINENE	0.00	<0.140	<0.0040		ALPHA-TERPINENE	0.00	<0.140	<0.0040	
BETA-PINENE	0.00	<0.140	<0.0040		BETA-PINENE	0.00	<0.140	<0.0040	
Total (%)			2.4000		Total (%)			2.4000	

Weight: 1.0039g
Analysis Method : SOP.T.30.064.NY, SOP.T.40.064.NY
Analyzed Date : 10/21/24 09:06:18

This Kaycha Labs Certification shall not be reproduced, unless in its entirety, without written approval from Kaycha Labs. The results relate only to the material or product analyzed. ND=Not Detected, ppm=Parts Per Million, ppb=Parts Per Billion, RSD=Relative Standard Deviation. Limit of Detection (LOD) and Limit Of Quantitation (LOQ) are terms used to describe the smallest concentration that can be detected and reliably measured by an analytical procedure, respectively. Action Levels are State determined thresholds based on 9 New York Codes, Rules and Regulations (NYCRR) Part 130 and Cannabis Law. The Measurement of Uncertainty (MU) error is available from the lab upon request. The "Decision Rule" for pass/fail does not include the MU. Any calculated totals may contain rounding errors.

Erica Troy
Lab Director

NY Permit # OCM-CPL-2022-00006
ISO 17025 Accreditation # 97164

Signature
10/21/24



Certificate of Analysis

PASSED

Skyrose Farms

13 Silvernail Road
Valatie, NY, 12184, US
Telephone: (805) 804-7265
Email: jennyhinds@yahoo.com
License #: OCM-CULT-24-000119

Sample : AL41017004-006
Harvest/Lot ID: IS-0124-03
Batch #: IS-0124-03
Sampled : 10/17/24 10:00 AM

Sample Size Received : 20 units
Total Amount : 10000 units
Sampling Method : SOP.T.20.010.NY

Page 3 of 5



Pesticides

PASSED

Pesticide	LOQ	Units	Action Level	Pass/Fail	Result	Pesticide	LOQ	Units	Action Level	Pass/Fail	Result
ACEQUINOCLYL	0.1000	ppm	2	PASS	<0.1000	PACLOBUTRAZOL	0.1000	ppm	0.4	PASS	<0.1000
PYRETHRINS, TOTAL	0.1000	ppm	1	PASS	<0.1000	PERMETHRIN	0.1000	ppm	0.2	PASS	<0.1000
AZADIRACTHIN	0.1000	ppm	1	PASS	<0.1000	PHOSMET	0.1000	ppm	0.2	PASS	<0.1000
INDOLE-3-BUTYRIC ACID	0.1000	ppm	1	PASS	<0.1000	PRALLETHRIN	0.1000	ppm	0.2	PASS	<0.1000
MYCLOBUTANIL	0.1000	ppm	0.2	PASS	<0.1000	PROPICONAZOLE	0.1000	ppm	0.4	PASS	<0.1000
PIPERONYL BUTOXIDE	0.1000	ppm	2	PASS	<0.1000	PROPOXUR	0.1000	ppm	0.2	PASS	<0.1000
ABAMECTIN B1A	0.1000	ppm	0.5	PASS	<0.1000	PYRIDABEN	0.1000	ppm	0.2	PASS	<0.1000
ACEPHATE	0.1000	ppm	0.4	PASS	<0.1000	SPINETORAM, TOTAL	0.1000	ppm	1	PASS	<0.1000
ACETAMIPRID	0.1000	ppm	0.2	PASS	<0.1000	SPINOSAD, TOTAL	0.1000	ppm	0.2	PASS	<0.1000
ALDICARB	0.1000	ppm	0.4	PASS	<0.1000	SPIROMESIFEN	0.1000	ppm	0.2	PASS	<0.1000
AZOXYSTROBIN	0.1000	ppm	0.2	PASS	<0.1000	SPIROTETRAMAT	0.1000	ppm	0.2	PASS	<0.1000
CHLORMEQUAT CHLORIDE	0.1000	ppm	1	PASS	<0.1000	SPIROXAMINE	0.1000	ppm	0.2	PASS	<0.1000
BIFENAZATE	0.1000	ppm	0.2	PASS	<0.1000	TEBUCONAZOLE	0.1000	ppm	0.4	PASS	<0.1000
BIFENTHRIN	0.1000	ppm	0.2	PASS	<0.1000	THIACLOPRID	0.1000	ppm	0.2	PASS	<0.1000
CHLORPYRIFOS	0.1000	ppm	0.2	PASS	<0.1000	THIAMETHOXAM	0.1000	ppm	0.2	PASS	<0.1000
COUMAPHOS	0.1000	ppm	1	PASS	<0.1000	TRIFLOXYSTROBIN	0.1000	ppm	0.2	PASS	<0.1000
CARBARYL	0.1000	ppm	0.2	PASS	<0.1000	CAPTAN *	0.1000	ppm	1	PASS	<0.1000
DAMINOZIDE	0.1000	ppm	1	PASS	<0.1000	CHLORDANE *	0.1000	ppm	1	PASS	<0.1000
CARBOFURAN	0.1000	ppm	0.2	PASS	<0.1000	CHLORFENAPYR *	0.1000	ppm	1	PASS	<0.1000
BOSCALID	0.1000	ppm	0.4	PASS	<0.1000	CYFLUTHRIN *	0.1000	ppm	1	PASS	<0.1000
CHLORANTRANILIPROLE	0.1000	ppm	0.2	PASS	<0.1000	CYPERMETHRIN *	0.1000	ppm	1	PASS	<0.1000
DIAZINON	0.1000	ppm	0.2	PASS	<0.1000	METHYL PARATHION *	0.1000	ppm	0.2	PASS	<0.1000
CLOFENTEZINE	0.1000	ppm	0.2	PASS	<0.1000	MGK-264 *	0.1000	ppm	0.2	PASS	<0.1000
DICHLORVOS	0.1000	ppm	1	PASS	<0.1000	PENTACHLORONITROBENZENE *	0.1000	ppm	1	PASS	<0.1000
DIMETHOATE	0.1000	ppm	0.2	PASS	<0.1000	Weight:					
DIMETHOMORPH	0.1000	ppm	1	PASS	<0.1000	0.9924g					
ETHOPROPHOS	0.1000	ppm	0.2	PASS	<0.1000	Analysis Method : SOP.T.40.104.NY, SOP.T30.104.NY and SOP.T.40.154.NY					
ETOFENPROX	0.1000	ppm	0.4	PASS	<0.1000	Analyzed Date : 10/21/24 11:00:55					
ETOXAZOLE	0.1000	ppm	0.2	PASS	<0.1000	Weight:					
FENHEXAMID	0.1000	ppm	1	PASS	<0.1000	0.9924g					
FENYOXCARB	0.1000	ppm	0.2	PASS	<0.1000	Analysis Method : SOP.T.40.154.NY					
FENPYROXIMATE	0.1000	ppm	0.4	PASS	<0.1000	Analyzed Date : 10/21/24 16:54:47					
FIPRONIL	0.1000	ppm	0.4	PASS	<0.1000						
FLONICAMID	0.1000	ppm	1	PASS	<0.1000						
FLUDIOXONIL	0.1000	ppm	0.4	PASS	<0.1000						
HEXYTHIAZOX	0.1000	ppm	1	PASS	<0.1000						
IMAZALIL	0.1000	ppm	0.2	PASS	<0.1000						
IMIDACLOPRID	0.1000	ppm	0.4	PASS	<0.1000						
KRESOXIM METHYL	0.1000	ppm	0.4	PASS	<0.1000						
MALATHION	0.1000	ppm	0.2	PASS	<0.1000						
METALAXYL	0.1000	ppm	0.2	PASS	<0.1000						
METHIOCARB	0.1000	ppm	0.2	PASS	<0.1000						
METHOMYL	0.1000	ppm	0.4	PASS	<0.1000						
MEVINPHOS	0.1000	ppm	1	PASS	<0.1000						
NALED	0.1000	ppm	0.5	PASS	<0.1000						
OXAMYL	0.1000	ppm	1	PASS	<0.1000						

This Kaycha Labs Certification shall not be reproduced, unless in its entirety, without written approval from Kaycha Labs. The results relate only to the material or product analyzed. ND=Not Detected, ppm=Parts Per Million, ppb=Parts Per Billion, RSD=Relative Standard Deviation. Limit of Detection (LOD) and Limit Of Quantitation (LOQ) are terms used to describe the smallest concentration that can be detected and reliably measured by an analytical procedure, respectively. Action Levels are State determined thresholds based on 9 New York Codes, Rules and Regulations (NYCRR) Part 130 and Cannabis Law. The Measurement of Uncertainty (MU) error is available from the lab upon request. The "Decision Rule" for pass/fail does not include the MU. Any calculated totals may contain rounding errors.

Erica Troy

Lab Director

NY Permit # OCM-CPL-2022-00006
ISO 17025 Accreditation # 97164

Signature
10/21/24



Certificate of Analysis

PASSED



Skyrose Farms


13 Silvernail Road
Valatie, NY, 12184, US
Telephone: (805) 804-7265
Email: jennyhinds@yahoo.com
License # : OCM-CULT-24-000119

Sample : AL41017004-006
Harvest/Lot ID: IS-0124-03
Batch # : IS-0124-03
Sampled : 10/17/24 10:00 AM

Sample Size Received : 20 units
Total Amount : 10000 units
Sampling Method : SOP.T.20.010.NY

Page 4 of 5

 Microbial PASSED						 Mycotoxins PASSED					
Analyte	LOQ	Units	Result	Pass / Fail	Action Level	Analyte	LOQ	Units	Result	Pass / Fail	Action Level
TOTAL AEROBIC BACTERIA	100	CFU/g	<100	TESTED		AFLATOXIN G2	0.0025	ppm	<0.0025	PASS	0.02
TOTAL YEAST AND MOLD	100	CFU/g	1300	TESTED		AFLATOXIN G1	0.0025	ppm	<0.0025	PASS	0.02
ESCHERICHIA COLI SHIGELLA SPP	1		Not Present	PASS		AFLATOXIN B2	0.0025	ppm	<0.0025	PASS	0.02
SALMONELLA SPECIES	1		Not Present	PASS		AFLATOXIN B1	0.0025	ppm	<0.0025	PASS	0.02
ASPERGILLUS TERREUS	1		Not Present	PASS		OCHRATOXIN A+	0.0100	ppm	<0.0100	PASS	0.02
ASPERGILLUS NIGER	1		Not Present	PASS		TOTAL AFLATOXINS (B1, B2, G1, G2)	0.0025	ppm	<0.0025	PASS	0.02
ASPERGILLUS FLAVUS	1		Not Present	PASS							
ASPERGILLUS FUMIGATUS	1		Not Present	PASS		Weight:					
						0.9924g					
						Analysis Method : SOP.T.30.104.NY, SOP.T.40.104.NY					
						Analyzed Date : 10/21/24 10:59:39					
Weight:											
0.88g											
Analysis Method : SOP.T.40.058A.NY, SOP.T.40.058B.NY, SOP.T.40.208.NY											
Analyzed Date : 10/21/24 10:26:24											

 Heavy Metals PASSED					
Metal	LOQ	Units	Result	Pass / Fail	Action Level
ANTIMONY	0.1000	ug/g	<0.1000	PASS	2
ARSENIC	0.1000	ug/g	<0.1000	PASS	0.2
CADMIUM	0.1000	ug/g	<0.1000	PASS	0.2
CHROMIUM	1.0000	ug/g	<1.0000	PASS	110
COPPER	1.0000	ug/g	14.8660	PASS	30
LEAD	0.1000	ug/g	<0.1000	PASS	0.5
MERCURY	0.0100	ug/g	<0.0100	PASS	0.1
NICKEL	0.1000	ug/g	<0.1000	PASS	5
Weight:					
0.4406g					
Analysis Method : SOP.T.30.084.NY, SOP.T.40.084.NY					
Analyzed Date : 10/21/24 10:43:36					



Certificate of Analysis

PASSED

Skyrose Farms

13 Silvernail Road
Valatie, NY, 12184, US
Telephone: (805) 804-7265
Email: jennyhindes@yahoo.com
License #: OCM-CULT-24-000119

Sample : AL41017004-006
Harvest/Lot ID: IS-0124-03
Batch #: IS-0124-03
Sampled : 10/17/24 10:00 AM

Sample Size Received : 20 units
Total Amount : 10000 units
Sampling Method : SOP.T.20.010.NY

Page 5 of 5



Filth/Foreign Material

PASSED



Moisture

PASSED

Analyte	LOQ	Units	Result	P/F	Action Level
Stems (>3mm)	1.00	%	ND	PASS	5
Foreign Matter	0.10	%	ND	PASS	2
Mammalian excreta	0.10	mg	ND	PASS	1

Weight:
14.3671g

Analysis Method : SOP.T.40.090
Analyzed Date : 10/17/24 15:15:50

Analyte	LOQ	Units	Result	P/F	Action Level
Moisture Content	1.0	%	6.2	PASS	15

Weight:

0.939g

Analysis Method : SOP.T.40.021
Analyzed Date : 10/17/24 17:07:54



Water Activity

PASSED

Analyte	LOQ	Units	Result	P/F	Action Level
Water Activity	0.10	aw	0.25	PASS	0.65

Weight:
0.159g

Analysis Method : SOP.T.40.019
Analyzed Date : 10/18/24 08:50:44