

Certificate of Analysis

FOR COMPLIANCE

Laboratory Sample ID: AL50611002-003



Production Method: Other
Batch#: EF25149THC
Seed to Sale#: Biotrack
Sample Size Received: 20 units
Total Amount: 3684 units
Retail Product Size: 325 gram
Retail Serving Size: 325 gram
Servings: 1
Sampled: 06/09/25 09:00 AM
Sampling Start: 09:00 AM
Sampling End: 09:30 AM
Sampling Method: SOP.T.20.010.NY

Harney Brothers Cannabis
License # : OCMPROC-2023-000017
5723 Rt 22
Millerton, NY, 12546, US

PASSED

Pages 1 of 6

SAFETY RESULTS



Pesticides
PASSED



Heavy Metals
PASSED



Microbials
PASSED



Mycotoxins
PASSED



Residuals
Solvents
PASSED



Filtration
NOT TESTED



Water Activity
NOT TESTED



Moisture
NOT TESTED

MISC.



Terpenes
TESTED



Cannabinoid

PASSED



Total THC
0.0030%
Total THC/Container : 9.7500 mg



Total CBD
0.0030%
Total CBD/Container : 9.7500 mg



Total Cannabinoids
0.0060%
Total Cannabinoids/Container : 19.5000 mg

	(6AR,9R) D10-THC	(6AR,9S) D10-THC	CBC	CBD	CBDA	CBDV	CBG	D8-THC	CBGA	CBN	D9-THC	THCA	THCV
%	<0.0007	<0.0007	<0.0007	0.0030	<0.0007	<0.0007	<0.0007	<0.0007	<0.0007	<0.0007	0.0030	<0.0007	<0.0007
mg/unit	<2.275	<2.275	<2.275	9.750	<2.275	<2.275	<2.275	<2.275	<2.275	<2.275	9.750	<2.275	<2.275
LOQ	0.0007	0.0007	0.0007	0.0007	0.0007	0.0007	0.0007	0.0007	0.0007	0.0007	0.0007	0.0007	0.0007
	%	%	%	%	%	%	%	%	%	%	%	%	%

Weight:
2g

Analysis Method : SOP.T.30.031.NY, SOP.T.40.031.NY
Analyzed Date : 06/12/25 10:49:26

Label Claim

PASSED

This Kaycha Labs Certification shall not be reproduced, unless in its entirety, without written approval from Kaycha Labs. The results relate only to the material or product analyzed. ND=Not Detected, ppm=Parts Per Million, ppb=Parts Per Billion, RSD=Relative Standard Deviation. Limit of Detection (LOD) and Limit Of Quantitation (LOQ) are terms used to describe the smallest concentration that can be detected and reliably measured by an analytical procedure, respectively. Action Levels are State determined thresholds based on 9 New York Codes, Rules and Regulations (NYCRR) Part 130 and Cannabis Law. The Measurement of Uncertainty (MU) error is available from the lab upon request. The "Decision Rule" for pass/fail does not include the MU. Any calculated totals may contain rounding errors.

Erica Troy
Lab Director


NY Permit # OCM-CPL-2022-00006
ISO 17025 Accreditation # 97164



Signature
06/13/25



1 Winners Circle
Albany, NY, 12205, US
(833) 465-8378

Kaycha Labs 

Espresso Tonic
Matrix : Edible
Type: Beverage

Certificate of Analysis

PASSED

Harney Brothers Cannabis

Sample : AL50611002-003

5723 Rt 22
Millerton, NY, 12546, US

Batch# : EF25149THC
Sampled : 06/09/25 09:00 AM

Sample Size Received : 20 units
Total Amount : 3684 units
Sampling Method : SOP.T.20.010.NY

Telephone: (914) 643-6617
Email: roseellen@harneybrotherscannabis.com
License # : OCMPROC-2023-000017

Page 2 of 6

Terpenes					TESTED				
Terpenes	LOQ (%)	Pass/Fail	mg/unit	Result (%)	Terpenes	LOQ (%)	Pass/Fail	mg/unit	Result (%)
CARYOPHYLLENE OXIDE	0.04	TESTED	<130.000	<0.0400	Weight:				
ALPHA TERPENEOL	0.04	TESTED	<130.000	<0.0400	1.0027g				
BETA-CARYOPHYLLENE	0.04	TESTED	<130.000	<0.0400	Analysis Method : SOP.T.30.064.NY, SOP.T.40.064.NY				
CAMPHERE	0.10	TESTED	<325.000	<0.1000	Analized Date : 06/12/25 08:51:16				
FARNESENE	0.10	TESTED	<325.000	<0.1000					
FENCHYL ALCOHOL	0.04	TESTED	<130.000	<0.0400					
GERANIOL	0.04	TESTED	<130.000	<0.0400					
GUAJOL	0.04	TESTED	<130.000	<0.0400					
LIMONENE	0.10	TESTED	<325.000	<0.1000					
LINALOOL	0.10	TESTED	<325.000	<0.1000					
MERTHOL	0.10	TESTED	<325.000	<0.1000					
OCIMENE	0.10	TESTED	<325.000	<0.1000					
TERPINOLENE	0.04	TESTED	<130.000	<0.0400					
VALENCENE	0.10	TESTED	<325.000	<0.1000					
ALPHA-BISABOLOL	0.04	TESTED	<130.000	<0.0400					
ALPHA-HUMULENE	0.04	TESTED	<130.000	<0.0400					
ALPHA-PHELLANDRENE	0.10	TESTED	<325.000	<0.1000					
ALPHA-PINENE	0.10	TESTED	<325.000	<0.1000					
ALPHA-TERPINENE	0.10	TESTED	<325.000	<0.1000					
BETA-MYRCENE	0.10	TESTED	<325.000	<0.1000					
BETA-PINENE	0.10	TESTED	<325.000	<0.1000					
Total (%)				<0.1000					

This Kaycha Labs Certification shall not be reproduced, unless in its entirety, without written approval from Kaycha Labs. The results relate only to the material or product analyzed. ND=Not Detected, ppm=Parts Per Million, ppb=Parts Per Billion, RSD=Relative Standard Deviation. Limit of Detection (LOD) and Limit Of Quantitation (LOQ) are terms used to describe the smallest concentration that can be detected and reliably measured by an analytical procedure, respectively. Action Levels are State determined thresholds based on 9 New York Codes, Rules and Regulations (NYCRR) Part 130 and Cannabis Law. The Measurement of Uncertainty (MU) error is available from the lab upon request. The "Decision Rule" for pass/fail does not include the MU. Any calculated totals may contain rounding errors.

Erica Troy
Lab Director

NY Permit # OCM-CPL-2022-00006
ISO 17025 Accreditation # 97164

Signature
06/13/25



Certificate of Analysis

PASSED

Harney Brothers Cannabis

Sample : AL50611002-003

5723 Rt 22
Millerton, NY, 12546, US
Telephone: (914) 643-6617

Batch# : EF25149THC
Sampled : 06/09/25 09:00 AM

Sample Size Received : 20 units
Total Amount : 3684 units
Sampling Method : SOP.T.20.010.NY

Email: roseellen@harneybrotherscannabis.com
License # : OCMPROC-2023-000017

Page 3 of 6



Pesticides

PASSED

Pesticide	LOQ	Units	Action Level	Pass/Fail	Result	Pesticide	LOQ	Units	Action Level	Pass/Fail	Result
ACEQUINOXYL	0.1000	ppm	2	PASS	<0.1000	OXAMYL	0.1000	ppm	1	PASS	<0.1000
PRALLETHRIN	0.1000	ppm	0.2	PASS	<0.1000	PACLOBUTRAZOL	0.1000	ppm	0.4	PASS	<0.1000
PYRETHRINS, TOTAL	0.1000	ppm	1	PASS	<0.1000	PERMETHRIN	0.1000	ppm	0.2	PASS	<0.1000
AZADIRACTIN	0.1000	ppm	1	PASS	<0.1000	PHOSMET	0.1000	ppm	0.2	PASS	<0.1000
INDOLE-3-BUTYRIC ACID	0.1000	ppm	1	PASS	<0.1000	PROPICONAZOLE	0.1000	ppm	0.4	PASS	<0.1000
MYCLOBUTANIL	0.1000	ppm	0.2	PASS	<0.1000	PROPOXUR	0.1000	ppm	0.2	PASS	<0.1000
PIPERONYL BUTOXIDE	0.1000	ppm	2	PASS	<0.1000	PYRIDABEN	0.1000	ppm	0.2	PASS	<0.1000
ABAMECTIN B1A	0.1000	ppm	0.5	PASS	<0.1000	SPINETORAM, TOTAL	0.1000	ppm	1	PASS	<0.1000
ACEPHATE	0.1000	ppm	0.4	PASS	<0.1000	SPINOSAD, TOTAL	0.1000	ppm	0.2	PASS	<0.1000
ACETAMIPRID	0.1000	ppm	0.2	PASS	<0.1000	SPIROMESIFEN	0.1000	ppm	0.2	PASS	<0.1000
ALDICARB	0.1000	ppm	0.4	PASS	<0.1000	SPIROTETRAMAT	0.1000	ppm	0.2	PASS	<0.1000
AZOXYSTROBIN	0.1000	ppm	0.2	PASS	<0.1000	SPIROXAMINE	0.1000	ppm	0.2	PASS	<0.1000
CHLORMEQUAT CHLORIDE	0.1000	ppm	1	PASS	<0.1000	TEBUCONAZOLE	0.1000	ppm	0.4	PASS	<0.1000
BIFENAZATE	0.1000	ppm	0.2	PASS	<0.1000	THIACLOPRID	0.1000	ppm	0.2	PASS	<0.1000
BIFENTHRIN	0.1000	ppm	0.2	PASS	<0.1000	THIAMETHOXAM	0.1000	ppm	0.2	PASS	<0.1000
CARBARYL	0.1000	ppm	0.2	PASS	<0.1000	TRIFLOXYSTROBIN	0.1000	ppm	0.2	PASS	<0.1000
COUMAPHOS	0.1000	ppm	1	PASS	<0.1000	CAPTAN *	0.1000	ppm	1	PASS	<0.1000
CHLORPYRIFOS	0.1000	ppm	0.2	PASS	<0.1000	CHLORDANE *	0.1000	ppm	1	PASS	<0.1000
CARBOFURAN	0.1000	ppm	0.2	PASS	<0.1000	CHLORFENAPYR *	0.1000	ppm	1	PASS	<0.1000
DAMINOZIDE	0.1000	ppm	1	PASS	<0.1000	CYFLUTHRIN *	0.1000	ppm	1	PASS	<0.1000
BOSCALID	0.1000	ppm	0.4	PASS	<0.1000	CYPERMETHRIN *	0.1000	ppm	1	PASS	<0.1000
DIAZINON	0.1000	ppm	0.2	PASS	<0.1000	METHYL PARATHION *	0.1000	ppm	0.2	PASS	<0.1000
CLOFENTEZINE	0.1000	ppm	0.2	PASS	<0.1000	MGK-264 *	0.1000	ppm	0.2	PASS	<0.1000
CHLORANTRANILIPROLE	0.1000	ppm	0.2	PASS	<0.1000	PENTACHLORONITROBENZENE *	0.1000	ppm	1	PASS	<0.1000
DICHLORVOS	0.1000	ppm	1	PASS	<0.1000						
DIMETHOATE	0.1000	ppm	0.2	PASS	<0.1000	Weight:					
DIMETHOMORPH	0.1000	ppm	1	PASS	<0.1000	0.5059g					
ETHOPROPHOS	0.1000	ppm	0.2	PASS	<0.1000	Analysis Method : SOP.T.40.104.NY, SOP.T30.104.NY and SOP.T.40.154.NY					
ETOFENPROX	0.1000	ppm	0.4	PASS	<0.1000	Analyzed Date : 06/12/25 11:41:50					
ETOXAZOLE	0.1000	ppm	0.2	PASS	<0.1000						
FENHEXAMID	0.1000	ppm	1	PASS	<0.1000	Weight:					
FENOXICARB	0.1000	ppm	0.2	PASS	<0.1000	0.5059g					
FENPYROXIMATE	0.1000	ppm	0.4	PASS	<0.1000	Analysis Method : SOP.T.40.154.NY					
FIPRONIL	0.1000	ppm	0.4	PASS	<0.1000	Analyzed Date : 06/13/25 14:31:02					
FLONICAMID	0.1000	ppm	1	PASS	<0.1000						
FLUDIOXONIL	0.1000	ppm	0.4	PASS	<0.1000						
HEXYTHIAZOX	0.1000	ppm	1	PASS	<0.1000						
IMAZALIL	0.1000	ppm	0.2	PASS	<0.1000						
IMIDACLOPRID	0.1000	ppm	0.4	PASS	<0.1000						
KRESOXIM METHYL	0.1000	ppm	0.4	PASS	<0.1000						
MALATHION	0.1000	ppm	0.2	PASS	<0.1000						
METALAXYL	0.1000	ppm	0.2	PASS	<0.1000						
METHIOCARB	0.1000	ppm	0.2	PASS	<0.1000						
METHOMYL	0.1000	ppm	0.4	PASS	<0.1000						
MEVINPHOS	0.1000	ppm	1	PASS	<0.1000						
NALED	0.1000	ppm	0.5	PASS	<0.1000						

This Kaycha Labs Certification shall not be reproduced, unless in its entirety, without written approval from Kaycha Labs. The results relate only to the material or product analyzed. ND=Not Detected, ppm=Parts Per Million, ppb=Parts Per Billion, RSD=Relative Standard Deviation. Limit of Detection (LOD) and Limit Of Quantitation (LOQ) are terms used to describe the smallest concentration that can be detected and reliably measured by an analytical procedure, respectively. Action Levels are State determined thresholds based on 9 New York Codes, Rules and Regulations (NYCRR) Part 130 and Cannabis Law. The Measurement of Uncertainty (MU) error is available from the lab upon request. The "Decision Rule" for pass/fail does not include the MU. Any calculated totals may contain rounding errors.

Erica Troy

Lab Director

NY Permit # OCM-CPL-2022-00006
ISO 17025 Accreditation # 97164

Signature
06/13/25



Certificate of Analysis

PASSED
Harney Brothers Cannabis
Sample : AL50611002-003

 5723 Rt 22
 Millerton, NY, 12546, US
Telephone: (914) 643-6617
Email: roseellen@harneybrotherscannabis.com
License # : OCMPROC-2023-000017

Batch# : EF25149THC
Sampled : 06/09/25 09:00 AM
Sample Size Received : 20 units
Total Amount : 3684 units
Sampling Method : SOP.T.20.010.NY

Page 4 of 6



Residual Solvents

PASSED

Solvents	LOQ	Units	Action Level	Pass/Fail	Result
1,1,1,2-TETRAFLUOROETHANE	500.0	ppm	1000	PASS	<500.0
DIMETHYL SULFOXIDE	375.0	ppm	5000	PASS	<375.0
1,1,1-TRICHLOROETHANE	375.0	ppm	1500	PASS	<375.0
HEXANE, TOTAL	125.0	ppm	290	PASS	<125.0
PENTANES, TOTAL	125.0	ppm	5000	PASS	<125.0
BUTANES, TOTAL	750.0	ppm	5000	PASS	<750.0
XYLENES, TOTAL	125.0	ppm	2170	PASS	<125.0
1,2-DICHLOROETHANE	1.3	ppm	5	PASS	<1.3
PROPANE	750.0	ppm	5000	PASS	<750.0
METHANOL	125.0	ppm	3000	PASS	<125.0
ETHANOL	125.0	ppm	5000	PASS	<125.0
ETHYL ETHER	125.0	ppm	5000	PASS	<125.0
ACETONE	125.0	ppm	5000	PASS	<125.0
2-PROPANOL	125.0	ppm	5000	PASS	<125.0
ACETONITRILE	125.0	ppm	410	PASS	<125.0
DICHLOROMETHANE	125.0	ppm	600	PASS	<125.0
ETHYL ACETATE	125.0	ppm	5000	PASS	<125.0
BENZENE	1.3	ppm	2	PASS	<1.3
N-HEPTANE	125.0	ppm	5000	PASS	<125.0
TOLUENE	125.0	ppm	890	PASS	<125.0
CHLOROFORM	1.3	ppm	60	PASS	<1.3

Weight:
 0.0268g

Analysis Method : SOP.T.40.044.NY
Analyzed Date : 06/13/25 13:38:40

This Kaycha Labs Certification shall not be reproduced, unless in its entirety, without written approval from Kaycha Labs. The results relate only to the material or product analyzed. ND=Not Detected, ppm=Parts Per Million, ppb=Parts Per Billion, RSD=Relative Standard Deviation. Limit of Detection (LOD) and Limit Of Quantitation (LOQ) are terms used to describe the smallest concentration that can be detected and reliably measured by an analytical procedure, respectively. Action Levels are State determined thresholds based on 9 New York Codes, Rules and Regulations (NYCRR) Part 130 and Cannabis Law. The Measurement of Uncertainty (MU) error is available from the lab upon request. The "Decision Rule" for pass/fail does not include the MU. Any calculated totals may contain rounding errors.

Erica Troy

Lab Director

 NY Permit # OCM-CPL-2022-00006
 ISO 17025 Accreditation # 97164

 Signature
 06/13/25

Certificate of Analysis

PASSED



Harney Brothers Cannabis


Sample : AL50611002-003

5723 Rt 22
Millerton, NY, 12546, US
Telephone: (914) 643-6617
Email: roseellen@harneybrotherscannabis.com
License # : OCMPROC-2023-000017

Batch# : EF25149THC
Sampled : 06/09/25 09:00 AM
Sample Size Received : 20 units
Total Amount : 3684 units
Sampling Method : SOP.T.20.010.NY

Page 5 of 6

 Microbial PASSED						 Mycotoxins PASSED					
Analyte	LOQ	Units	Result	Pass / Fail	Action Level	Analyte	LOQ	Units	Result	Pass / Fail	Action Level
TOTAL AEROBIC BACTERIA	100	CFU/g	<100	PASS	10000	AFLATOXIN G2	0.0100	ppm	<0.0100	PASS	0.02
TOTAL YEAST AND MOLD	100	CFU/g	<100	PASS	1000	AFLATOXIN G1	0.0100	ppm	<0.0100	PASS	0.02
ESCHERICHIA COLI SHIGELLA SPP	1		Not Present	PASS		AFLATOXIN B2	0.0100	ppm	<0.0100	PASS	0.02
SALMONELLA SPECIES	1		Not Present	PASS		AFLATOXIN B1	0.0100	ppm	<0.0100	PASS	0.02
ASPERGILLUS TERREUS	1		Not Present	PASS		OCHRATOXIN A+	0.0100	ppm	<0.0100	PASS	0.02
ASPERGILLUS NIGER	1		Not Present	PASS		TOTAL AFLATOXINS (B1, B2, G1, G2)	0.0100	ppm	<0.0100	PASS	0.02
ASPERGILLUS FLAVUS	1		Not Present	PASS							
ASPERGILLUS FUMIGATUS	1		Not Present	PASS							
Weight: 1.2g Analysis Method : SOP.T.40.058A.NY, SOP.T.40.058B.NY, SOP.T.40.056C, SOP.T.40.209.NY Analyzed Date : 06/13/25 15:24:34						Weight: 0.5059g Analysis Method : SOP.T.30.104.NY, SOP.T.40.104.NY Analyzed Date : 06/12/25 11:02:33					

 Heavy Metals PASSED					
Metal	LOQ	Units	Result	Pass / Fail	Action Level
ANTIMONY	0.1000	ug/g	<0.1000	PASS	120
ARSENIC	0.1000	ug/g	<0.1000	PASS	1.5
CADMIUM	0.1000	ug/g	<0.1000	PASS	0.5
CHROMIUM	1.0000	ug/g	<1.0000	PASS	1100
COPPER	1.0000	ug/g	<1.0000	PASS	300
LEAD	0.1000	ug/g	<0.1000	PASS	0.5
MERCURY	0.0100	ug/g	<0.0100	PASS	3
NICKEL	0.1000	ug/g	<0.1000	PASS	20
Weight: 0.4998g Analysis Method : SOP.T.30.084.NY, SOP.T.40.084.NY Analyzed Date : 06/12/25 09:53:13					



1 Winners Circle
Albany, NY, 12205, US
(833) 465-8378

Kaycha Labs

Espresso Tonic
Matrix : Edible
Type: Beverage



Certificate of Analysis

PASSED

Harney Brothers Cannabis

5723 Rt 22
Millerton, NY, 12546, US
Telephone: (914) 643-6617
Email: roseellen@harneybrotherscannabis.com
License # : OCMPROC-2023-000017

Sample : AL50611002-003

Batch# : EF25149THC
Sampled : 06/09/25 09:00 AM

Sample Size Received : 20 units
Total Amount : 3684 units
Sampling Method : SOP.T.20.010.NY

Page 6 of 6

Homogeneity

PASSED

Analyte	LOQ	Units	Pass/Fail	Result	Action Level
HOM1 TOTAL THC PERCENT DIFFERENCE	0.01	%	PASS	ND	25
HOM1 TOTAL CBD PERCENT DIFFERENCE	0.01	%	PASS	ND	25
HOM2 TOTAL THC PERCENT DIFFERENCE	0.01	%	PASS	ND	25
HOM2 TOTAL CBD PERCENT DIFFERENCE	0.01	%	PASS	ND	25
HOM3 TOTAL THC PERCENT DIFFERENCE	0.01	%	PASS	ND	25
HOM3 TOTAL CBD PERCENT DIFFERENCE	0.01	%	PASS	ND	25
HOM4 TOTAL THC PERCENT DIFFERENCE	0.01	%	PASS	ND	25
HOM4 TOTAL CBD PERCENT DIFFERENCE	0.01	%	PASS	ND	25
HOM5 TOTAL THC PERCENT DIFFERENCE	0.01	%	PASS	ND	25
HOM5 TOTAL CBD PERCENT DIFFERENCE	0.01	%	PASS	ND	25

Analysis Method : SOP.T.30.031.NY, SOP.T.40.031.NY
Analyzed Date : 06/12/25 10:49:26

Homogeneity testing is performed utilizing High Performance Liquid Chromatography with UV detection in accordance with F.S. Rule 64ER20-39.

This Kaycha Labs Certification shall not be reproduced, unless in its entirety, without written approval from Kaycha Labs. The results relate only to the material or product analyzed. ND=Not Detected, ppm=Parts Per Million, ppb=Parts Per Billion, RSD=Relative Standard Deviation. Limit of Detection (LOD) and Limit Of Quantitation (LOQ) are terms used to describe the smallest concentration that can be detected and reliably measured by an analytical procedure, respectively. Action Levels are State determined thresholds based on 9 New York Codes, Rules and Regulations (NYCRR) Part 130 and Cannabis Law. The Measurement of Uncertainty (MU) error is available from the lab upon request. The "Decision Rule" for pass/fail does not include the MU. Any calculated totals may contain rounding errors.

Erica Troy

Lab Director

NY Permit # OCM-CPL-2022-00006
ISO 17025 Accreditation # 97164

Signature
06/13/25