




Certificate of Analysis

Order # 2307CBR0043	Receipt Date: 7/14/2023 14:07	Product Name: MAC1 - Flower
Order Date: 7/12/2023	Completion Date: 07/18/2023 13:33	Seed to Sale #: 7015 5241 6486 3492
Sample # 2307CBR0043-002	Initial Gross Weight: 28.56 g	Batch #: 7015524164863492
Sampling Date: 7/14/2023 00:07	Total Batch Wgt or Vol: 1,148 g	Lot ID: 7015 5241 6486 3492

Client: Sunburn	Batch Date: 7/14/2023	Sampling Method: LAB-028	Cultivation Facility: Winter Garden
Address: 25548 County Rd 44A	Extracted From: 7015 5241 6486 349	Matrix: Flower	Cultivation Date: 5/31/2023
Address: Eustis, FL 32736	Cultivars: MAC1	Test Reg State: Cannabis FL	Production Facility: Winter Garden
	Description: MAC1 - Flower		Production Date: 7/8/2023

SUMMARY			TESTED				
	TESTED Potency	TESTED Terpenes	PASSED Pesticides	PASSED Heavy Metals	PASSED Total Contaminant Load	NOT TESTED Residual Solvents	NOT TESTED Total Aerobic Bacteria
	PASSED Mycotoxins	PASSED Microbials	PASSED Total Yeast and Mold	PASSED Filt and Foreign Material	PASSED Water Activity	PASSED Moisture	NOT TESTED Homogeneity

POTENCY		TESTED		
Analyte	LOD (mg/g)	Result (mg/g)	Result %	mg/unit
THCA	0.000012	217	21.7	759.80
CBGA	0.000008	8.16	0.816	28.577
d9-THC	0.00002	7.70	0.770	26.947
CBD	0.00001	1.42	0.142	4.957
CBC	0.000004	ND	ND	N/A
CBDA	0.000012	ND	ND	N/A
CBDV	0.000017	ND	ND	N/A
CBG	0.000015	ND	ND	N/A
CBN	0.000009	ND	ND	N/A
d8-THC	0.000246	ND	ND	N/A
THCV	0.000015	ND	ND	N/A

POTENCY SUMMARY			
Total THC 19.8% As Received	Total THC/Unit 693.3 mg As Received	THC Label Claim N/A N/A	Total Cannabinoids 23.4% As Received
Total CBD 0.142% As Received	Total CBD/Unit 4.957 mg As Received	CBD Label Claim N/A N/A	Total Cannabinoids/Unit 820.28 mg As Received

TERPENES SUMMARY		
Analyte	Result (ug/g)	Result %
D-Limonene	4738	0.474
E-Caryophyllene	2268	0.227
alpha-Pinene	1623	0.162
Linalool	1585	0.159
beta-Myrcene	1405	0.141
beta-Pinene	1063	0.106
alpha-Humulene	767.6	0.077
Terpineol	683.9	0.068
alpha-Bisabolol	675.2	0.068
Endo-Fenchyl Alcohol	572.5	0.057

Total Terpenes: 1.58%
Showing top 10 Terpenes, full analysis on the following page.

Sample Prepared By: 040	Date/Time: 7/17/2023 10:07	Sample Analyzed By: 040	Date/Time: 7/17/2023 11:05
Batch Reviewed By: 027	Date/Time: 7/17/2023 13:28	Analysis #	Potency 1
Specimen wt (g): 0.5180	Dilution: 1000		
Analysis Method: TM-001 Potency	Instrument Used: HPLC		

Definitions and Abbreviations used in this report: Total THC = Delta 9 THC + (THCA*0.877), Total CBD = CBD + (CBDA*0.877), Total Cannabinoids = THC + THCA + CBD + CBDA + CBG + CBGA + Delta 8 THC + THCV + CBDV + CBC + CBN, Total THC and Total CBD are expressed as mg in total package weight, (Dilution) = Dilution Factor, (%) = Percent, (mg/g) = Milligrams per Gram, (mg/mL) = Milligrams per Milliliter, (mg/kg) = Milligrams per Kilogram, (ug/kg) = Microgram per Kilogram, (cfu/g) = Colony Forming Unit per Gram, Action Limit of Absent is equivalent to < 1 cfu/g, (aw) = Water Activity, (LOD) = Limit of Detection, (LOQ) = Limit of Quantitation, (ppm) = parts per million; (ppb) = parts per billion; Units for ppm also expressed as (mg/kg); Units for ppb also expressed as (ug/kg).
This report shall not be reproduced, without written approval, from Method Testing Labs. The results of this report relate only to the material or product analyzed. Test results are confidential unless explicitly waived otherwise. Accredited by a third-party accrediting body as a competent testing laboratory pursuant to ISO/IEC 17025 of the International Organization for Standardization.




Roy Sorensen Lab Director

07/18/2023 13:33



Certificate of Analysis

Order # 2307CBR0043	Receipt Date: 7/14/2023 14:07	Product Name: MAC1 - Flower
Order Date: 7/12/2023	Completion Date: 07/18/2023 13:33	Seed to Sale #: 7015 5241 6486 3492
Sample # 2307CBR0043-002	Initial Gross Weight: 28.56 g	Batch #: 7015524164863492
Sampling Date: 7/14/2023 00:07	Total Batch Wgt or Vol: 1,148 g	Lot ID: 7015 5241 6486 3492

Client: Sunburn	Batch Date: 7/14/2023	Sampling Method: LAB-028	Cultivation Facility: Winter Garden
Address: 25548 County Rd 44A	Extracted From: 7015 5241 6486 3492	Matrix: Flower	Cultivation Date: 5/31/2023
Address: Eustis, FL 32736	Cultivars: MAC1	Test Reg State: Cannabis FL	Production Facility: Winter Garden
	Description: MAC1 - Flower		Production Date: 7/8/2023

TERPENES

TESTED

Analyte	LOD (ug/g)	Result (ug/g)	Result %	Analyte	LOD (ug/g)	Result (ug/g)	Result %
alpha-Pinene	8	1623	0.162	Camphene	10	135.2	0.014
Isopulegol	59	ND	ND	delta-3-Carene	16	ND	ND
alpha-Terpinene	94	ND	ND	Eucalyptol	56	ND	ND
gamma-Terpinene	6	ND	ND	alpha-terpinolene	17	ND	ND
Linalool	18	1585	0.159	Geraniol	13	ND	ND
alpha-Humulene	21	767.6	0.077	Z-Nerolidol	22	ND	ND
Menthol	44	ND	ND	E-Nerolidol	19	ND	ND
Guaiol	24	ND	ND	E-Caryophyllene	31	2268	0.227
Nerol	25	ND	ND	alpha-Bisabolol	20	675.2	0.068
Valencene	27	ND	ND	D-Limonene	15	4738	0.474
alpha-Cedrene	20	ND	ND	Sabinene	29	ND	ND
Endo-Fenchyl Alcohol	40	572.5	0.057	Terpineol	31	683.9	0.068
Pulegone	11	ND	ND	[+/-]-Camphor	62	ND	ND
Isoborneol	74	ND	ND	(+/-)-Fenchone	21	ND	ND
Ocimenes	31	243.7	0.024	Cedrol	7	ND	ND
Farnesene	130	ND	ND	Geranyl acetate	19	ND	ND
alpha-Phellandrene	19	ND	ND	beta-Pinene	26	1063	0.106
beta-Myrcene	50	1405	0.141	Caryophyllene Oxide	191	ND	ND
(+/-)-Borneol	15	53.8	0.005	Sabinene Hydrate	21	ND	ND

Total Terpenes: 1.58 %

Sample Prepared By: 048	Date/Time: 7/17/2023 11:00	Sample Analyzed By: 039	Date/Time: 7/17/2023 13:46
Batch Reviewed By: 027	Date/Time: 7/17/2023 15:18	Analysis #: 07152023 Terps 1.batch.bin	
Specimen wt: 0.5371		Dilution: 50	
Analysis Method: TM-004 Terpenes		Instrument Used: LI-GCMS	

Definitions and Abbreviations used in this report: Total THC = Delta 9 THC + (THCA*0.877), Total CBD = CBD + (CBDA*0.877), Total Cannabinoids = THC + THCA + CBD + CBDA + CBG + CBGA + Delta 8 THC + THCV + CBDV + CBC + CBN, Total THC and Total CBD are expressed as mg in total package weight, (Dilution) = Dilution Factor, (%) = Percent, (mg/g) = Milligrams per Gram, (mg/mL) = Milligrams per Milliliter, (mg/kg) = Milligrams per Kilogram, (ug/kg) = Microgram per Kilogram, (cfu/g) = Colony Forming Unit per Gram, Action Limit of Absent is equivalent to < 1 cfu/g, (aw) = Water Activity, (LOD) = Limit of Detection, (LOQ) = Limit of Quantitation; (ppm) = parts per million; (ppb) = parts per billion; Units for ppm also expressed as (mg/kg); Units for ppb also expressed as (ug/kg).
This report shall not be reproduced, without written approval, from Method Testing Labs. The results of this report relate only to the material or product analyzed. Test results are confidential unless explicitly waived otherwise. Accredited by a third-party accrediting body as a competent testing laboratory pursuant to ISO/IEC 17025 of the International Organization for Standardization.



Certificate of Analysis

Order # 2307CBR0043	Receipt Date: 7/14/2023 14:07	Product Name: MAC1 - Flower
Order Date: 7/12/2023	Completion Date: 07/18/2023 13:33	Seed to Sale #: 7015 5241 6486 3492
Sample # 2307CBR0043-002	Initial Gross Weight: 28.56 g	Batch #: 7015524164863492
Sampling Date: 7/14/2023 00:07	Total Batch Wgt or Vol: 1,148 g	Lot ID: 7015 5241 6486 3492

Client: Sunburn	Batch Date: 7/14/2023	Sampling Method: LAB-028	Cultivation Facility: Winter Garden
Address: 25548 County Rd 44A	Extracted From: 7015 5241 6486 349	Matrix: Flower	Cultivation Date: 5/31/2023
Address: Eustis, FL 32736	Cultivars: MAC1	Test Reg State: Cannabis FL	Production Facility: Winter Garden
	Description: MAC1 - Flower		Production Date: 7/8/2023

PESTICIDES PASSED

Analyte	LOD (ug/kg)	Action Level (ug/kg)	Result (ug/kg)	Status	Analyte	LOD (ug/kg)	Action Level (ug/kg)	Result (ug/kg)	Status
Abamectin	14.3	100	ND	Pass	Acephate	8.4	100	ND	Pass
Acequinocyl	14.4	100	ND	Pass	Acetamiprid	9.3	100	ND	Pass
Aldicarb	11.4	100	ND	Pass	Azoxystrobin	14	100	ND	Pass
Bifenazate	14.3	100	ND	Pass	Bifenthrin	11.1	100	ND	Pass
Boscalid	13.1	100	ND	Pass	Captan	13.3	700	ND	Pass
Carbaryl	14.2	500	ND	Pass	Carbofuran	8.4	100	ND	Pass
Chlorantraniliprole	26.4	1000	ND	Pass	Chlordane	10	100	ND	Pass
Chlorfenapyr	6.8	100	ND	Pass	Chlormequat chloride	23.1	1000	ND	Pass
Chlorpyrifos	15.6	100	ND	Pass	Clofentazine	13.6	200	ND	Pass
Coumaphos	3.9	100	ND	Pass	Cyfluthrin	7.6	500	ND	Pass
Cypermethrin	14	500	ND	Pass	Daminozide	13.5	100	ND	Pass
Diazinon	11.2	100	ND	Pass	Dichlorvos	14.4	100	ND	Pass
Dimethoate	15.1	100	ND	Pass	Dimethomorph	16.7	200	ND	Pass
Ethoprophos	14.7	100	ND	Pass	Etofenprox	9.4	100	ND	Pass
Etoxazole	11.2	100	ND	Pass	Fenhexamid	13.7	100	ND	Pass
Fenoxycarb	14.4	100	ND	Pass	Fenpyroximate	12.9	100	ND	Pass
Fipronil	12.3	100	ND	Pass	Fonicamid	12.8	100	ND	Pass
Fludioxonil	12.5	100	ND	Pass	Hexythiazox	12.7	100	ND	Pass
Imazalil	14.4	100	ND	Pass	Imidacloprid	28.6	400	ND	Pass
Kresoxim-methyl	10	100	ND	Pass	Malathion	19.2	200	ND	Pass
Metalaxyl	12.2	100	ND	Pass	Methiocarb	14.6	100	ND	Pass
Methomyl	9.6	100	ND	Pass	Methyl parathion	9.1	100	ND	Pass
Mevinphos	11.4	100	ND	Pass	Myclobutanil	11.4	100	ND	Pass
Naled	15.1	250	ND	Pass	Oxamyl	7.6	500	ND	Pass
Paclobutrazol	12.4	100	ND	Pass	Pentachloronitrobenzene	8.4	150	ND	Pass
Permethrin	9.7	100	ND	Pass	Phosmet	12.6	200	ND	Pass
Piperonylbutoxide	8	3000	ND	Pass	Prallethrin	13.2	100	ND	Pass
Propiconazole	14.6	100	ND	Pass	Propoxur	8.7	100	ND	Pass
Pyrethrins	25.0	500	ND	Pass	Pyridaben	12.4	200	ND	Pass
Spinetoram	12.2	200	ND	Pass	Spinosad A and D	11.8	100	ND	Pass
Spiromesifen	14.9	100	ND	Pass	Spirotetramat	13.5	100	ND	Pass
Spiroxamine	14.7	100	ND	Pass	Tebuconazole	13	100	ND	Pass
Thiacloprid	8.2	100	ND	Pass	Thiamethoxam	13.4	500	ND	Pass
Trifloxystrobin	7	100	ND	Pass					


Sample Prepared By: 034	Date/Time: 7/15/2023 14:48	Specimen wt (g): 1.0059	Dilution: 125	Analysis # 2023_07_15 GC1 PEST1.batch.bin
Sample Analyzed By: 025	Date/Time: 7/18/2023 11:22	Analysis Method: TM-003 Pesticides		
Batch Reviewed By: 027	Date/Time: 7/17/2023 14:40	Instrument Used: GC/MS/MS		

Sample Prepared By: 034	Date/Time: 7/15/2023 14:48	Specimen wt (g): 1.0059	Dilution: 125	Analysis # 2023_07_17 LC2 Pest1.batch.bin
Sample Analyzed By: 025	Date/Time: 7/18/2023 11:22	Analysis Method: TM-002 Pesticides and Mycotoxins		
Batch Reviewed By: 027	Date/Time: 7/17/2023 14:40	Instrument Used: LC/MS/MS		

Definitions and Abbreviations used in this report: Total THC = Delta 9 THC + (THCA*0.877), Total CBD = CBD + (CBDA*0.877), Total Cannabinoids = THC + THCA + CBD + CBDA + CBG + CBGA + Delta 8 THC + THCV + CBDV + CBC + CBN, Total THC and Total CBD are expressed as mg in total package weight, (Dilution) = Dilution Factor, (%) = Percent, (mg/g) = Milligrams per Gram, (mg/mL) = Milligrams per Milliliter, (mg/kg) = Milligrams per Kilogram, (ug/kg) = Microgram per Kilogram, (cfu/g) = Colony Forming Unit per Gram, Action Limit of Absent is equivalent to < 1 cfu/g, (aw) = Water Activity, (LOD) = Limit of Detection, (LOQ) = Limit of Quantitation, (ppm) = parts per million; (ppb) = parts per billion; Units for ppm also expressed as (mg/kg); Units for ppb also expressed as (ug/kg).

This report shall not be reproduced, without written approval, from Method Testing Labs. The results of this report relate only to the material or product analyzed. Test results are confidential unless explicitly waived otherwise. Accredited by a third-party accrediting body as a competent testing laboratory pursuant to ISO/IEC 17025 of the International Organization for Standardization.




Roy Sorensen **Lab Director** **07/18/2023 13:33**



Certificate of Analysis

Order # 2307CBR0043	Receipt Date: 7/14/2023 14:07	Product Name: MAC1 - Flower
Order Date: 7/12/2023	Completion Date: 07/18/2023 13:33	Seed to Sale #: 7015 5241 6486 3492
Sample # 2307CBR0043-002	Initial Gross Weight: 28.56 g	Batch #: 7015524164863492
Sampling Date: 7/14/2023 00:07	Total Batch Wgt or Vol: 1,148 g	Lot ID: 7015 5241 6486 3492

Client: Sunburn	Batch Date: 7/14/2023	Sampling Method: LAB-028	Cultivation Facility: Winter Garden
Address: 25548 County Rd 44A	Extracted From: 7015 5241 6486 349	Matrix: Flower	Cultivation Date: 5/31/2023
Address: Eustis, FL 32736	Cultivars: MAC1	Test Reg State: Cannabis FL	Production Facility: Winter Garden
	Description: MAC1 - Flower		Production Date: 7/8/2023

HEAVY METALS		PASSED		
Analyte	LOD (ug/kg)	Action Level (ug/kg)	Result (ug/kg)	Status
Lead	20.7	500	ND	Pass
Arsenic	26.2	200	ND	Pass
Cadmium	18.9	200	ND	Pass
Mercury	28.4	200	ND	Pass

Sample Prepared By: 028	Date/Time: 7/15/2023 16:50	Sample Analyzed By: 037	Date/Time: 7/17/2023 10:33
Batch Reviewed By: 027	Date/Time: 7/17/2023 12:47	Analysis # ICPMS_1	
Specimen wt (g): 0.1172		Dilution: 50	
Analysis Method: TM-006 Heavy Metals		Instrument Used: ICP-MS	

RESIDUAL SOLVENTS		NOT TESTED		
Analyte	LOD (mg/kg)	Action Level (mg/kg)	Result (mg/kg)	Status
Acetone				N/A
Acetonitrile				N/A
Benzene				N/A
Butane				N/A
Chloroform				N/A
1,2-Dichloroethane				N/A
1,1-Dichloroethene				N/A
Ethanol				N/A
Ethyl acetate				N/A
Ethyl ether				N/A
Ethylene oxide				N/A
Heptane				N/A
Hexane				N/A
Isopropyl alcohol				N/A
Methanol				N/A
Methylene chloride				N/A
Pentane				N/A
Propane				N/A
Trichloroethylene				N/A
Toluene				N/A
Total xylenes				N/A

Sample Prepared By:	Date/Time:	Sample Analyzed By:	Date/Time:
Batch Reviewed By:	Date/Time:	Analysis #	
Specimen wt (g):		Dilution:	
Analysis Method:		Instrument Used:	

TOTAL CONTAMINANT LOAD			
Analyte	Action Level (mg/kg)	Result (mg/kg)	Status
Heavy Metals/Pesticides	5	0	Pass

Definitions and Abbreviations used in this report: Total THC = Delta 9 THC + (THCA*0.877), Total CBD = CBD + (CBDA*0.877), Total Cannabinoids = THC + THCA + CBD + CBDA + CBG + CBGA + Delta 8 THC + THCV + CBDV + CBC + CBN, Total THC and Total CBD are expressed as mg in total package weight, (Dilution) = Dilution Factor, (%) = Percent, (mg/g) = Milligrams per Gram, (mg/mL) = Milligrams per Milliliter, (mg/kg) = Milligrams per Kilogram, (ug/kg) = Microgram per Kilogram, (cfu/g) = Colony Forming Unit per Gram, Action Limit of Absent is equivalent to < 1 cfu/g, (aw) = Water Activity, (LOD) = Limit of Detection, (LOQ) = Limit of Quantitation, (ppm) = parts per million; (ppb) = parts per billion; Units for ppm also expressed as (mg/kg); Units for ppb also expressed as (ug/kg).
This report shall not be reproduced, without written approval, from Method Testing Labs. The results of this report relate only to the material or product analyzed. Test results are confidential unless explicitly waived otherwise. Accredited by a third-party accrediting body as a competent testing laboratory pursuant to ISO/IEC 17025 of the International Organization for Standardization.



[Signature]
Roy Sorensen **Lab Director** **07/18/2023 13:33**



Certificate of Analysis

Order # 2307CBR0043	Receipt Date: 7/14/2023 14:07	Product Name: MAC1 - Flower
Order Date: 7/12/2023	Completion Date: 07/18/2023 13:33	Seed to Sale #: 7015 5241 6486 3492
Sample # 2307CBR0043-002	Initial Gross Weight: 28.56 g	Batch #: 7015524164863492
Sampling Date: 7/14/2023 00:07	Total Batch Wgt or Vol: 1,148 g	Lot ID: 7015 5241 6486 3492

Client: Sunburn	Batch Date: 7/14/2023	Sampling Method: LAB-028	Cultivation Facility: Winter Garden
Address: 25548 County Rd 44A	Extracted From: 7015 5241 6486 3492	Matrix: Flower	Cultivation Date: 5/31/2023
Address: Eustis, FL 32736	Cultivars: MAC1	Test Reg State: Cannabis FL	Production Facility: Winter Garden
	Description: MAC1 - Flower		Production Date: 7/8/2023

MYCOTOXINS PASSED

Analyte	LOD (ug/kg)	Action Level (ug/kg)	Result (ug/kg)	Status
Aflatoxin B1	1.5	20	ND	Pass
Aflatoxin B2	2.7	20	ND	Pass
Aflatoxin G1	2.5	20	ND	Pass
Aflatoxin G2	2.5	20	ND	Pass
Ochratoxin A	2.9	20	ND	Pass
Total Aflatoxin				N/A

Sample Prepared By: 034	Date/Time: 7/15/2023 14:48	Sample Analyzed By: 034	Date/Time: 7/18/2023 11:11
Batch Reviewed By: 027	Date/Time: 7/18/2023 11:46	Analysis #	2023_07_17 LC2 Pest1.batch.bin
Specimen wt (g): 1.0059		Dilution: 125	
Analysis Method: TM-002 Pesticides and Mycotoxins		Instrument Used: LC/MS/MS	

TOTAL YEAST AND MOLD PASSED

Analyte	Action Level (cfu/g)	Result (cfu/g)	Status
Total Combined Yeasts & Molds	100000	0.0	Pass

Sample Prepared By: 022	Date/Time: 7/18/2023 9:20	Sample Analyzed By: 022	Date/Time: 7/18/2023 9:58
Batch Reviewed By: 027	Date/Time: 7/18/2023 11:03	Analysis #	1
Specimen wt (g): 1.04		Dilution: 1000	
Analysis Method: TM-012 Yeast and Molds		Instrument Used: Incubator	

MICROBIAL PASSED

Analyte	Action Level (present in 1 g)	Result (present in 1 g)	Status
Salmonella	Present	Absent	Pass
Shiga Toxin E. coli	Present	Absent	Pass
Total Aspergillus*	Present	Absent	Pass

Sample Prepared By: 022	Date/Time: 7/17/2023 15:26	Sample Analyzed By: 022	Date/Time: 7/17/2023 15:27
Batch Reviewed By: 027	Date/Time: 7/17/2023 15:54	Analysis #	1
Specimen wt (g): 1.00		Dilution: 1	
Analysis Method: TM-011 Microbiology		Instrument Used: qPCR	

* Total Aspergillus represents the sum of the results of Aspergillus flavus, Aspergillus fumigatus, Aspergillus niger, and Aspergillus terreus.

FILTH & FOREIGN MATERIAL PASSED

Analyte	Action Level	Result	Status
Feces Amount (mg/kg)	0.5	0.000	Pass
Filth (%)	1	0.000	Pass

Sample Analyzed By: 031	Date/Time: 7/17/2023 12:07		
Batch Reviewed By: 027	Date/Time: 7/17/2023 14:07	Analysis #	FF
Specimen wt (g): 15.0			
Analysis Method: TM-010 Filth and Foreign Material		Instrument Used: Electronic Balance	

Definitions and Abbreviations used in this report: Total THC = Delta 9 THC + (THCA*0.877), Total CBD = CBD + (CBDA*0.877), Total Cannabinoids = THC + THCA + CBD + CBDA + CBG + CBGA + Delta 8 THC + THCV + CBDV + CBC + CBN, Total THC and Total CBD are expressed as mg in total package weight, (Dilution) = Dilution Factor, (%) = Percent, (mg/g) = Milligrams per Gram, (mg/mL) = Milligrams per Milliliter, (mg/kg) = Milligrams per Kilogram, (ug/kg) = Microgram per Kilogram, (cfu/g) = Colony Forming Unit per Gram, Action Limit of Absent is equivalent to < 1 cfu/g, (aw) = Water Activity, (LOD) = Limit of Detection, (LOQ) = Limit of Quantitation, (ppm) = parts per million; (ppb) = parts per billion; Units for ppm also expressed as (mg/kg); Units for ppb also expressed as (ug/kg).

This report shall not be reproduced, without written approval, from Method Testing Labs. The results of this report relate only to the material or product analyzed. Test results are confidential unless explicitly waived otherwise. Accredited by a third-party accrediting body as a competent testing laboratory pursuant to ISO/IEC 17025 of the International Organization for Standardization.



Roy Sorensen Lab Director

07/18/2023 13:33



Certificate of Analysis

Order # 2307CBR0043	Receipt Date: 7/14/2023 14:07	Product Name: MAC1 - Flower
Order Date: 7/12/2023	Completion Date: 07/18/2023 13:33	Seed to Sale #: 7015 5241 6486 3492
Sample # 2307CBR0043-002	Initial Gross Weight: 28.56 g	Batch #: 7015524164863492
Sampling Date: 7/14/2023 00:07	Total Batch Wgt or Vol: 1,148 g	Lot ID: 7015 5241 6486 3492

Client: Sunburn	Batch Date: 7/14/2023	Sampling Method: LAB-028	Cultivation Facility: Winter Garden
Address: 25548 County Rd 44A	Extracted From: 7015 5241 6486 3492	Matrix: Flower	Cultivation Date: 5/31/2023
Address: Eustis, FL 32736	Cultivars: MAC1	Test Reg State: Cannabis FL	Production Facility: Winter Garden
	Description: MAC1 - Flower		Production Date: 7/8/2023


WATER ACTIVITY		PASSED	
Analyte	Action Level (aw)	Result (aw)	Status
Water Activity	0.65	0.40	Pass
Sample Analyzed By:	Date/Time		
045	7/15/2023 15:54		
Batch Reviewed By:	Date/Time:	Analysis #	
027	7/17/2023 12:47	WA	
Specimen wt (g):			
1.04			
Analysis Method:	Instrument Used:		
TM-007 Water Activity	Water Activity Probe		

MOISTURE		PASSED	
Analyte	Action Level (%)	Result (%)	Status
Moisture Content	15	12.3	Pass
Sample Analyzed By:	Date/Time:		
045	7/15/2023 15:54		
Batch Reviewed By:	Date/Time:	Analysis #	
027	7/17/2023 12:47	MC	
Specimen wt (g):			
1.01			
Analysis Method:	Instrument Used:		
TM-008 Moisture Content	Moisture Analyzer		

TOTAL AEROBIC BACTERIA NOT TESTED			
Analyte	Action Level (cfu/g)	Result (cfu/g)	Status
Total Aerobic Bacteria			N/A
Sample Prepared By:	Date/Time:	Sample Analyzed By:	Date/Time:
Batch Reviewed By:	Date/Time:	Analysis #	
Specimen wt (g):		Dilution:	
Analysis Method:		Instrument Used:	

Definitions and Abbreviations used in this report: Total THC = Delta 9 THC + (THCA*0.877), Total CBD = CBD + (CBDA*0.877), Total Cannabinoids = THC + THCA + CBD + CBDA + CBG + CBGA + Delta 8 THC + THCV + CBDV + CBC + CBN, Total THC and Total CBD are expressed as mg in total package weight, (Dilution) = Dilution Factor, (%) = Percent, (mg/g) = Milligrams per Gram, (mg/mL) = Milligrams per Milliliter, (mg/kg) = Milligrams per Kilogram, (ug/kg) = Microgram per Kilogram, (cfu/g) = Colony Forming Unit per Gram, Action Limit of Absent is equivalent to < 1 cfu/g, (aw) = Water Activity, (LOD) = Limit of Detection, (LOQ) = Limit of Quantitation; (ppm) = parts per million; (ppb) = parts per billion; Units for ppm also expressed as (mg/kg); Units for ppb also expressed as (ug/kg).
This report shall not be reproduced, without written approval, from Method Testing Labs. The results of this report relate only to the material or product analyzed. Test results are confidential unless explicitly waived otherwise. Accredited by a third-party accrediting body as a competent testing laboratory pursuant to ISO/IEC 17025 of the International Organization for Standardization.




Roy Sorensen **Lab Director** **07/18/2023 13:33**