Smithers AMS LLC
790 Main St
Wareham, MA 02571
License #: IL281355
Phone: 508-295-2550

Certificate of Analysis



Customer: HAVN Extracts
Address:
125 Southbridge Rd
North Oxford MA 01537
Phone:
License #: MP281627

Sample ID: 51845
Sample Name: Stingers Sweets - Distillate Infused Flower Mango Kush
Sample Type: Infused Pre-roll
Received Date: 08/12/2026
Report Date: 08/16/2026
METRC ID: 1A40A03000048A9000025297
METRC Source ID: 1A40A03000048A9000025283
Client Batch ID: SSMK-081126
Sanitization Method: None
Client Sample Size: 4.5 grams

Results Summary

Cannabinoids	TESTED	08/13/2026
Terpenes	TESTED	08/14/2026
Heavy Metals	PASS	08/14/2026
Microbial Impurities	PASS	08/16/2026
Residual Solvents	PASS	08/16/2026
Mycotoxins	PASS	08/16/2026

Cannabinoid Distribution (%)

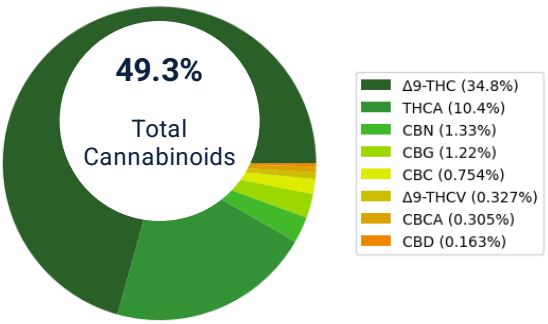

Terpene Distribution (%)

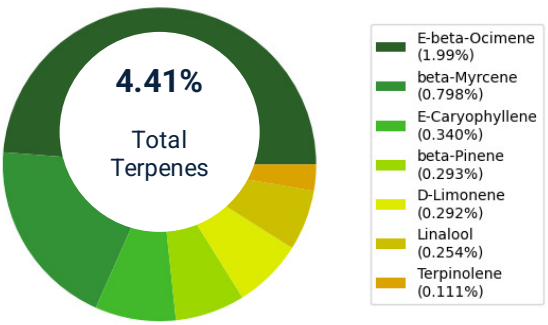

Disclaimer: The results presented within this report pertain only to the sample(s) indicated, as received by Smithers AMS LLC. Smithers AMS LLC is responsible for the information provided in this report, unless indicated that the customer provided the information. This report shall not be reproduced, except in full, without the written approval of Smithers AMS LLC. Action limits used to dictate pass/fail criteria are set by the Massachusetts Cannabis Control Commission.

Smithers AMS LLC
790 Main St
Wareham, MA 02571
License #: IL281355
Phone: 508-295-2550

Certificate of Analysis

Cannabinoids

Date Started: 08/12/2026
Instrument: UPLC-PDA
Date Completed: 08/13/2026
Method: TP-09.001.06 & TP-09.012.07
Analyst: Lana Rivera (B144852)
Deviation: N/A

Cannabinoid	Result (%)	Result (mg/g)	LOD (%)	LOQ (%)
Δ9-THC	34.8	348	0.151	0.819
THCA	10.4	104	0.131	0.819
CBN	1.33	13.3	0.00561	0.0410
CBG	1.22	12.2	0.00356	0.0410
CBC	0.754	7.54	0.00388	0.0328
Δ9-THCV	0.327	3.27	0.00442	0.0328
CBCA	0.305	3.05	0.0106	0.0328
CBD	0.163	1.63	0.00635	0.0819
CBDVA	ND	ND	0.00551	0.0328
CBDV	ND	ND	0.0157	0.0328
CBDA	ND	ND	0.00517	0.0819
CBGA	ND	ND	0.00321	0.0410
Δ8-THCV	ND	ND	0.00800	0.0328
THCVA	ND	ND	0.00348	0.0328
CBNA	ND	ND	0.00433	0.0328
Exo-THC	ND	ND	0.00656	0.0328
Δ8-THC	ND	ND	0.0144	0.0410
CBL	ND	ND	0.00970	0.0328
Total THC	**43.9**	**439**		
Total CBD	**0.163**	**1.63**		
Total Cannabinoids	**49.3**	**493**		

Total THC = Δ9-THC + (THCA x 0.877)
Total CBD = CBD + (CBDA x 0.877)
Total Cannabinoids = Sum of all cannabinoids without THC/CBD corrections.
LOD = Limit of Detection; **LOQ** = Limit of Quantitation; **ND** = Not Detected.

Disclaimer: The results presented within this report pertain only to the sample(s) indicated, as received by Smithers AMS LLC. Smithers AMS LLC is responsible for the information provided in this report, unless indicated that the customer provided the information. This report shall not be reproduced, except in full, without the written approval of Smithers AMS LLC. Action limits used to dictate pass/fail criteria are set by the Massachusetts Cannabis Control Commission.

SMITHERS

Smithers AMS LLC
790 Main St
Wareham, MA 02571
License #: IL281355
Phone: 508-295-2550

Certificate of Analysis

Terpenes

Date Started: 08/12/2026
Instrument: GC-MS

Date Completed: 08/14/2026
Method: TP-09.004.06

Analyst: Lana Rivera (B144852)
Deviation: N/A

Terpene	Result (%)	Result (mg/g)	LOD (%)	LOQ (%)
E-beta-Ocimene	1.99	19.9	0.00359	0.00867
beta-Myrcene	0.798	7.98	0.00146	0.00867
E-Caryophyllene	0.340	3.40	0.00381	0.00867
beta-Pinene	0.293	2.93	0.00180	0.00867
D-Limonene	0.292	2.92	0.00183	0.00867
Linalool	0.254	2.54	0.00264	0.00867
Terpinolene	0.111	1.11	0.00108	0.00867
Geraniol	0.0990	0.990	0.00270	0.00867
alpha-Bisabolol	0.0627	0.627	0.00321	0.00867
Z-beta-Ocimene	0.0468	0.468	0.00351	0.00867
delta-3-Carene	0.0401	0.401	0.00283	0.00867
alpha-Humulene	0.0353	0.353	0.00187	0.00867
Carophyllene Oxide	0.0252	0.252	0.00196	0.00867
Camphene	0.0190	0.190	0.000957	0.00867
alpha-Pinene	<LOQ	<LOQ	0.000728	0.00867
Isopulegol	ND	ND	0.00420	0.00867
Z-Nerolidol	ND	ND	0.00235	0.00867
E-Nerolidol	ND	ND	0.00198	0.00867
Guaiol	ND	ND	0.00189	0.00867
Eucalyptol	ND	ND	0.00263	0.00867
alpha-Terpinene	ND	ND	0.00266	0.00867
gamma-Terpinene	ND	ND	0.00196	0.00867
Total Terpenes	**4.41**	**44.1**		

Heavy Metals

PASS

Date Started: 08/13/2026
Instrument: ICP-MS

Date Completed: 08/14/2026
Method: TP-09.007.04

Analyst: Meagan Mattos (B154555)
Deviation: N/A

Heavy Metals	Result (ppb)	LOD (ppb)	LOQ (ppb)	Limit (ppb)	Status
Arsenic	<LOQ	11.8	79.6	200	Pass
Cadmium	ND	70.7	79.6	200	Pass
Lead	ND	6.50	79.6	500	Pass
Mercury	ND	5.67	39.8	100	Pass

Microbial Impurities

PASS

Date Started: 08/12/2026
Instrument: TEMPO & Gene-Up

Date Completed: 08/16/2026
Method: TP-09.010.02 & TP-09.011.03

Analyst: Sydney Murphy (B168056)
Deviation: N/A

Microbials	Result (CFU/g)	Limit (CFU/g)	Status
Coliforms	ND	100	Pass
Bile-Tolerant Gram-Negative Bacteria	ND	100	Pass
Yeast & Mold	ND	1000	Pass
Aerobic Bacteria	100	10000	Pass
E.coli	ND		Pass
Salmonella	ND		Pass

Disclaimer: The results presented within this report pertain only to the sample(s) indicated, as received by Smithers AMS LLC. Smithers AMS LLC is responsible for the information provided in this report, unless indicated that the customer provided the information. This report shall not be reproduced, except in full, without the written approval of Smithers AMS LLC. Action limits used to dictate pass/fail criteria are set by the Massachusetts Cannabis Control Commission.

Smithers AMS LLC
790 Main St
Wareham, MA 02571
License #: IL281355
Phone: 508-295-2550

Certificate of Analysis

Residual Solvents

PASS

Date Started: 08/12/2026
Instrument: HS-GC-MS

Date Completed: 08/16/2026
Method: TP-09.005.04

Analyst: Lana Rivera (B144852)
Deviation: N/A

Residual Solvent	Result (ppm)	LOD (ppm)	LOQ (ppm)	Limit (ppm)	Status
n-Propane	ND	0.399	1.57	12.0	Pass
n-Butane	ND	0.172	1.57	12.0	Pass
Methanol	ND	37.3	94.3	3000	Pass
Ethylene Oxide	ND	0.628	1.26		Pass
n-Pentane	ND	25.3	94.3	5000	Pass
Ethanol	126	17.5	94.3	5000	Pass
Ethyl Ether	ND	23.8	94.3	5000	Pass
Acetone	ND	17.1	94.3	5000	Pass
Isopropyl Alcohol	ND	21.3	94.3	5000	Pass
Acetonitrile	ND	13.3	94.3	410	Pass
Methylene Chloride	ND	0.628	1.26	600	Pass
n-Hexane	ND	25.6	94.3	290	Pass
Ethyl Acetate	ND	14.8	94.3	5000	Pass
Chloroform	ND	0.628	1.26	60.0	Pass
1,2-Dichloroethane	ND	0.628	1.26	1870	Pass
Benzene	ND	0.628	1.26		Pass
n-Heptane	ND	27.4	94.3	5000	Pass
Trichloroethylene	ND	0.628	1.26	80.0	Pass
Toluene	ND	10.9	94.3	890	Pass
Total Xylenes	**ND**	**18.6**	**47.1**	**2170**	**Pass**

Mycotoxins

PASS

Date Started: 08/14/2026
Instrument: LC-MS/MS

Date Completed: 08/16/2026
Method: TP-09.009.06

Analyst: Lana Rivera (B144852)
Deviation: N/A

Mycotoxins	Result (ppb)	LOD (ppb)	LOQ (ppb)	Limit (ppb)	Status
Aflatoxin B1	ND	0.872	2.88		
Aflatoxin B2	ND	0.872	2.88		
Aflatoxin G1	ND	0.872	2.88		
Aflatoxin G2	ND	0.872	2.88		
Ochratoxin A	ND	0.872	2.88		
Total Mycotoxins	**ND**	**0.872**	**2.88**	**20.0**	**Pass**

Yuemin Wang Kovaleff, Lab Manager
08/16/2026

END OF REPORT

Disclaimer: The results presented within this report pertain only to the sample(s) indicated, as received by Smithers AMS LLC. Smithers AMS LLC is responsible for the information provided in this report, unless indicated that the customer provided the information. This report shall not be reproduced, except in full, without the written approval of Smithers AMS LLC. Action limits used to dictate pass/fail criteria are set by the Massachusetts Cannabis Control Commission.