Smithers AMS LLC
790 Main St
Wareham, MA 02571
License #: IL281355
Phone: 508-295-2550

Certificate of Analysis



Customer: Bostica, LLC

Address:
71 Linden street
Lynn MA 01905

Phone: 978-569-4063

License #: MC282139

Sample ID: 55756
Sample Name: M00003828125: Watermelon Fuel Bulk Buds
Sample Strain: Watermelon Fuel
Sample Type: Flower
Received Date: 10/22/2026
Report Date: 10/26/2026
METRC ID: 1A40A030000E1C9000032735
METRC Source ID: 1A40A030000E1C9000033059
Client Batch ID: 090826WAFLF84
Sanitization Method: Photonic Light
Client Sample Size: 7 grams

Results Summary

Cannabinoids 10/26/2026	TESTED	
Terpenes Extended 10/26/2026	TESTED	
Heavy Metals 10/26/2026	☑	PASS
Microbial Impurities 10/26/2026	☑	PASS
Pesticides and Mycotoxins 10/26/2026	☑	PASS

Cannabinoid Distribution (%)

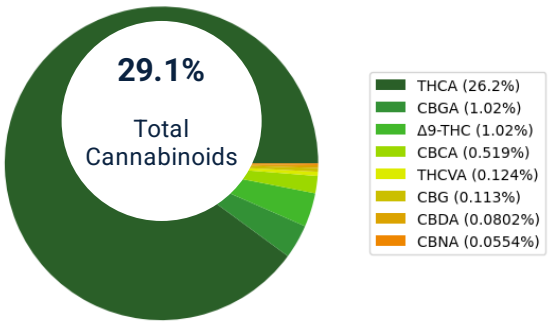

Terpene Distribution (%)

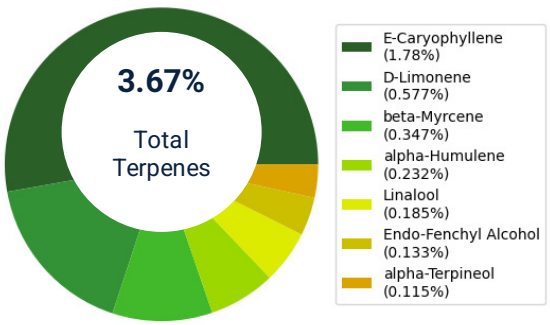

Disclaimer: The results presented within this report pertain only to the sample(s) indicated, as received by Smithers AMS LLC. Smithers AMS LLC is responsible for the information provided in this report, unless indicated that the customer provided the information. This report shall not be reproduced, except in full, without the written approval of Smithers AMS LLC. Action limits used to dictate pass/fail criteria are set by the Massachusetts Cannabis Control Commission.

Smithers AMS LLC
790 Main St
Wareham, MA 02571
License #: IL281355
Phone: 508-295-2550

Certificate of Analysis

Cannabinoids

Date Started: 10/23/2026
Instrument: UPLC-PDA

Date Completed: 10/26/2026
Method: TP-09.001.06 & TP-09.012.07

Analyst: Lana Rivera (B144852)
Deviation: N/A

Cannabinoid	Result (%)	Result (mg/g)	LOD (%)	LOQ (%)
THCA	26.2	262	0.104	0.653
CBGA	1.02	10.2	0.00256	0.0326
Δ9-THC	1.02	10.2	0.0121	0.0653
CBCA	0.519	5.19	0.00841	0.0261
THCVA	0.124	1.24	0.00277	0.0261
CBG	0.113	1.13	0.00284	0.0326
CBDA	0.0802	0.802	0.00411	0.0653
CBNA	0.0554	0.554	0.00345	0.0261
CBDVA	ND	ND	0.00439	0.0261
CBDV	ND	ND	0.0125	0.0261
CBD	ND	ND	0.00505	0.0653
Δ9-THCV	ND	ND	0.00352	0.0261
Δ8-THCV	ND	ND	0.00637	0.0261
CBN	ND	ND	0.00447	0.0326
Exo-THC	ND	ND	0.00522	0.0261
Δ8-THC	ND	ND	0.0114	0.0326
CBL	ND	ND	0.00773	0.0261
CBC	ND	ND	0.00309	0.0261
Total THC	**24.0**	**240**		
Total CBD	**0.0703**	**0.703**		
Total Cannabinoids	**29.1**	**291**		

Total THC = Δ9-THC + (THCA x 0.877)
Total CBD = CBD + (CBDA x 0.877)
Total Cannabinoids = Sum of all cannabinoids without THC/CBD corrections.
LOD = Limit of Detection; **LOQ** = Limit of Quantitation; **ND** = Not Detected.

Disclaimer: The results presented within this report pertain only to the sample(s) indicated, as received by Smithers AMS LLC. Smithers AMS LLC is responsible for the information provided in this report, unless indicated that the customer provided the information. This report shall not be reproduced, except in full, without the written approval of Smithers AMS LLC. Action limits used to dictate pass/fail criteria are set by the Massachusetts Cannabis Control Commission.

SMITHERS

Smithers AMS LLC
790 Main St
Wareham, MA 02571
License #: IL281355
Phone: 508-295-2550

Certificate of Analysis

Terpenes Extended

Date Started: 10/23/2026
Instrument: GC-MS

Date Completed: 10/26/2026
Method: TP-09.004.06

Analyst: Lana Rivera (B144852)
Deviation: N/A

Terpene	Result (%)	Result (mg/g)	LOD (%)	LOQ (%)
E-Caryophyllene	1.78	17.8	0.00287	0.00653
D-Limonene	0.577	5.77	0.00138	0.00653
beta-Myrcene	0.347	3.47	0.00110	0.00653
alpha-Humulene	0.232	2.32	0.00141	0.00653
Linalool	0.185	1.85	0.00199	0.00653
Endo-Fenchyl Alcohol	0.133	1.33	0.00217	0.00653
alpha-Terpineol	0.115	1.15	0.00246	0.00653
alpha-Pinene	0.0960	0.960	0.000548	0.00653
beta-Pinene	0.0768	0.768	0.00135	0.00653
alpha-Bisabolol	0.0648	0.648	0.00242	0.00653
Camphene	0.0483	0.483	0.000721	0.00653
[+/-]-Borneol	0.0188	0.188	0.00252	0.0131
E-beta-Ocimene	ND	ND	0.00270	0.00653
gamma-Terpineol	ND	ND	0.00117	0.00653
Isopulegol	ND	ND	0.00316	0.00653
Nerol	ND	ND	0.00206	0.00653
Geraniol	ND	ND	0.00203	0.00653
Pulegone	ND	ND	0.00248	0.00653
Valencene	ND	ND	0.00172	0.00653
Z-Nerolidol	ND	ND	0.00177	0.00653
E-Nerolidol	ND	ND	0.00149	0.00653
Guaiol	ND	ND	0.00142	0.00653
Caryophyllene Oxide	ND	ND	0.00148	0.00653
Eucalyptol	ND	ND	0.00198	0.00653
Sabinene	ND	ND	0.00222	0.00653
alpha-Phellandrene	ND	ND	0.00102	0.00653
Sabinene Hydrate	ND	ND	0.00218	0.00653
Isoborneol	ND	ND	0.00140	0.00653
Menthol	ND	ND	0.00218	0.00653
alpha-Cedrene	ND	ND	0.00198	0.00653
Geranyl Acetate	ND	ND	0.00307	0.00653
Cedrol	ND	ND	0.00266	0.00653
[+,N,-]-Camphor	ND	ND	0.00483	0.0196
delta-3-Carene	ND	ND	0.00213	0.00653
alpha-Terpinene	ND	ND	0.00200	0.00653
[+/-]-Fenchone	ND	ND	0.00145	0.0131
Z-beta-Ocimene	ND	ND	0.00264	0.00653
gamma-Terpinene	ND	ND	0.00148	0.00653
Terpinolene	ND	ND	0.000815	0.00653
Total Terpenes	**3.67**	**36.7**		

Heavy Metals

PASS

Date Started: 10/24/2026
Instrument: ICP-MS

Date Completed: 10/26/2026
Method: TP-09.007.04

Analyst: Meagan Mattos (B154555)
Deviation: N/A

Heavy Metals	Result (ppb)	LOD (ppb)	LOQ (ppb)	Limit (ppb)	Status
Arsenic	<LOQ	11.7	79.3	200	Pass
Cadmium	ND	70.4	79.3	200	Pass
Lead	<LOQ	6.47	79.3	500	Pass
Mercury	ND	5.64	39.6	100	Pass

Disclaimer: The results presented within this report pertain only to the sample(s) indicated, as received by Smithers AMS LLC. Smithers AMS LLC is responsible for the information provided in this report, unless indicated that the customer provided the information. This report shall not be reproduced, except in full, without the written approval of Smithers AMS LLC. Action limits used to dictate pass/fail criteria are set by the Massachusetts Cannabis Control Commission.

Smithers AMS LLC
790 Main St
Wareham, MA 02571
License #: IL281355
Phone: 508-295-2550

Certificate of Analysis

Microbial Impurities

PASS

Date Started: 10/22/2026
Instrument: TEMPO & Gene-Up

Date Completed: 10/26/2026
Method: TP-09.010.03 & TP-09.011.04

Analyst: Sydney Murphy (B168056)
Deviation: N/A

Microbials	Result (CFU/g)	Limit (CFU/g)	Status
Coliforms	ND	1000	Pass
Bile-Tolerant Gram-Negative Bacteria	ND	1000	Pass
Yeast & Mold	ND	10000	Pass
Aerobic Bacteria	ND	100000	Pass
E.coli	ND		Pass
Salmonella	ND		Pass

Pesticides and Mycotoxins

PASS

Date Started: 10/23/2026
Instrument: LC-MS/MS & GC-MS/MS

Date Completed: 10/26/2026
Method: TP-09.008.04 & TP-09.009.06

Analyst: Lana Rivera (B144852)
Deviation: N/A

Analyte	Result (ppb)	LOD (ppb)	LOQ (ppb)	Limit (ppb)	Status
Bifenazate	ND	0.991	3.27	10.0	Pass
Bifenthrin	ND	0.991	3.27	10.0	Pass
Cyfluthrin	ND	0.433	2.72	10.0	Pass
Etoxazole	ND	0.991	3.27	10.0	Pass
Imazalil	ND	0.991	3.27	10.0	Pass
Imidacloprid	ND	0.991	3.27	10.0	Pass
Myclobutanil	ND	0.991	3.27	10.0	Pass
Spiromesifen	ND	1.32	4.36	10.0	Pass
Trifloxystrobin	ND	0.991	3.27	10.0	Pass
Aflatoxin B1	ND	0.991	3.27	20.0	
Aflatoxin B2	ND	0.991	3.27	20.0	
Aflatoxin G1	ND	0.991	3.27	20.0	
Aflatoxin G2	ND	0.991	3.27	20.0	
Ochratoxin A	ND	0.991	3.27	20.0	
Total Mycotoxins	**ND**	**0.991**	**3.27**	**20.0**	**Pass**

Yuemin Wang Kovaleff, Lab Manager
10/26/2026

END OF REPORT

Disclaimer: The results presented within this report pertain only to the sample(s) indicated, as received by Smithers AMS LLC. Smithers AMS LLC is responsible for the information provided in this report, unless indicated that the customer provided the information. This report shall not be reproduced, except in full, without the written approval of Smithers AMS LLC. Action limits used to dictate pass/fail criteria are set by the Massachusetts Cannabis Control Commission.